

2023 Annual Agency Profile - Lower Chattahoochee Regional Transit Authority (NTD ID 41108)

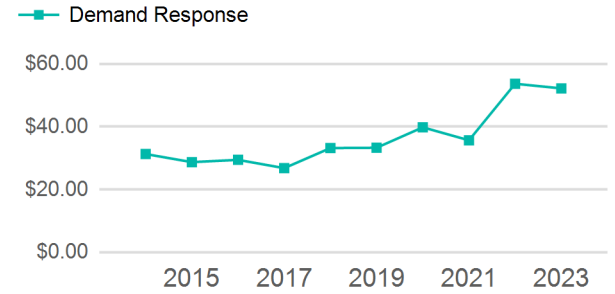
Mailing Address: 4467 US HWY 82 W
MORRIS, GA

Website: <https://www.rivervalleyrc.org/index.php/transportation-planning/lower-chattahoochee-regional-transportation-authority>

Service Consumed

Annual Unlinked Trips (UPT) 25,217

Operating Expenses per Vehicle Revenue Mile



Assets

Revenue Vehicles 14
Service Vehicles
Facilities 1

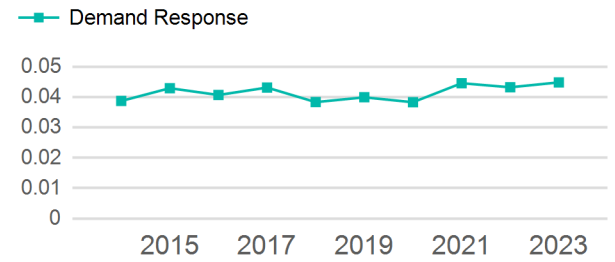
Service Supplied

Annual Vehicle Revenue Miles (VRM) 562,308
Annual Vehicle Revenue Hours (VRH) 23,561
Vehicles Operated in Maximum Service (VOMS) 14

Modal Characteristics

Mode	Annual Unlinked Passenger Trips	Directly Operated VOMS	Purchased Transportation VOMS	Annual Vehicle Revenue Miles	Annual Vehicle Revenue Hours
Demand Response	25,217	0	14	562,308	23,561
Total	25,217	0	14	562,308	23,561

Unlinked Passenger Trip per Vehicle Revenue Mile



Metrics

Service Efficiency

Service Effectiveness

Mode	OE per VRM	OE per VRH	UPT per VRM	UPT per VRH	OE per UPT
Demand Response	\$2.34	\$55.88	0.0	1.1	\$52.21
Total	\$2.34	\$55.88	0.0	1.1	\$52.21

2023 Annual Agency Profile - Lower Chattahoochee Regional Transit Authority (NTD ID 41108)

2023 Funding Breakdown

Summary of Operating Expenses (OE)

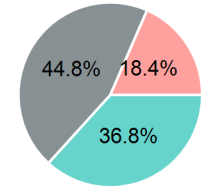
Mode	Operating Expenses	Fare Revenues
Demand Response	\$1,316,493	\$0
Total	\$1,316,493	\$0

Sources of Operating Funds Expended

Directly Generated	\$484,132
Federal Government	\$589,627
Local Government	\$242,734
State Government	\$0
Total Operating Funds Expended	\$1,316,493

Operating Funding Sources

- Directly Generated
- Federal Government
- Local Government
- State Government

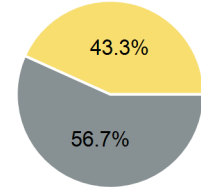


Sources of Capital Funds Expended

Directly Generated	\$0
Federal Government	\$125,890
Local Government	\$0
State Government	\$95,964
Total Capital Funds Expended	\$221,854

Capital Funding Sources

- Directly Generated
- Federal Government
- Local Government
- State Government



2023 Asset Management

Transit Asset Management (TAM) Tier	Tier II	TAM Sponsor NTD ID	4R03
--	---------	---------------------------	------

Metrics

Mode	Average Fleet Age in Years
Demand Response	4.3