

# 2023 Annual Agency Profile - Coastal Regional Commission (NTD ID 41112)

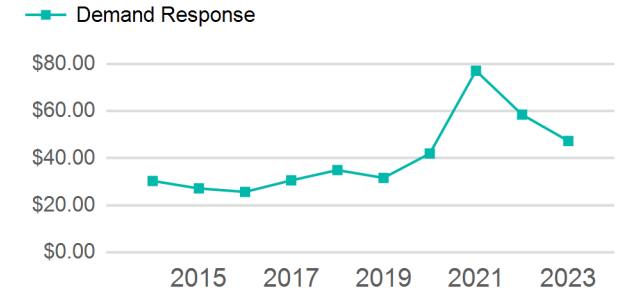
**Mailing Address:** 1181 COASTAL DR SW  
DARIEN, GA

**Website:** <https://www.coastalrc.ga.gov/transportation>

## Service Consumed

Annual Unlinked Trips (UPT) 94,307

## Operating Expenses per Vehicle Revenue Mile



## Assets

Revenue Vehicles 56  
Service Vehicles  
Facilities

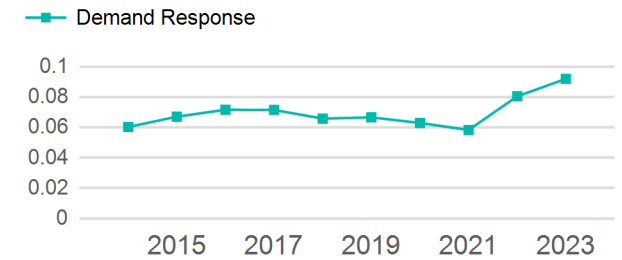
## Service Supplied

Annual Vehicle Revenue Miles (VRM) 1,025,028  
Annual Vehicle Revenue Hours (VRH) 62,962  
Vehicles Operated in Maximum Service (VOMS) 59

## Modal Characteristics

Mode	Annual Unlinked Passenger Trips	Directly Operated VOMS	Purchased Transportation VOMS	Annual Vehicle Revenue Miles	Annual Vehicle Revenue Hours
Demand Response	94,307	59	0	1,025,028	62,962
<b>Total</b>	<b>94,307</b>	<b>59</b>	<b>0</b>	<b>1,025,028</b>	<b>62,962</b>

## Unlinked Passenger Trip per Vehicle Revenue Mile



## Metrics

### Service Efficiency

### Service Effectiveness

Mode	OE per VRM	OE per VRH	UPT per VRM	UPT per VRH	OE per UPT
Demand Response	\$4.35	\$70.81	0.1	1.5	\$47.28
<b>Total</b>	<b>\$4.35</b>	<b>\$70.81</b>	<b>0.1</b>	<b>1.5</b>	<b>\$47.28</b>

# 2023 Annual Agency Profile - Coastal Regional Commission (NTD ID 41112)

## 2023 Funding Breakdown

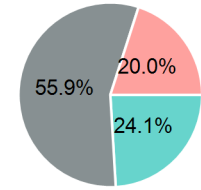
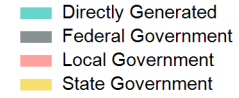
### Summary of Operating Expenses (OE)

Mode	Operating Expenses	Fare Revenues
Demand Response	\$4,458,614	\$0
<b>Total</b>	<b>\$4,458,614</b>	<b>\$0</b>

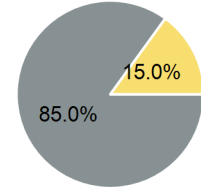
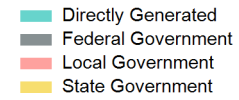
### Sources of Operating Funds Expended

Directly Generated	\$1,072,617
Federal Government	\$2,493,678
Local Government	\$892,319
State Government	\$0
<b>Total Operating Funds Expended</b>	<b>\$4,458,614</b>

### Operating Funding Sources



### Capital Funding Sources



### Sources of Capital Funds Expended

Directly Generated	\$0
Federal Government	\$1,175,486
Local Government	\$0
State Government	\$207,532
<b>Total Capital Funds Expended</b>	<b>\$1,383,018</b>

## 2023 Asset Management

<b>Transit Asset Management (TAM) Tier</b>	Tier II	<b>TAM Sponsor NTD ID</b>	4R03
--	---------	---------------------------	------

### Metrics

Mode	Average Fleet Age in Years
Demand Response	5.4