

2023 Annual Agency Profile - Anson County (NTD ID 41113)

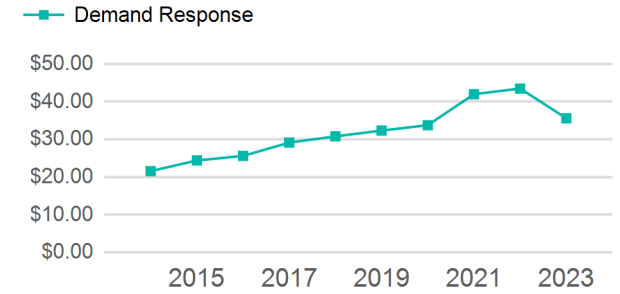
Mailing Address: 2485 US HWY 74 W
WADESBORO, NC

Website: <http://www.co.anson.nc.us/199/Transportation>

Service Consumed

Annual Unlinked Trips (UPT) 23,363

Operating Expenses per Vehicle Revenue Mile



Assets

Revenue Vehicles 15
Service Vehicles
Facilities 1

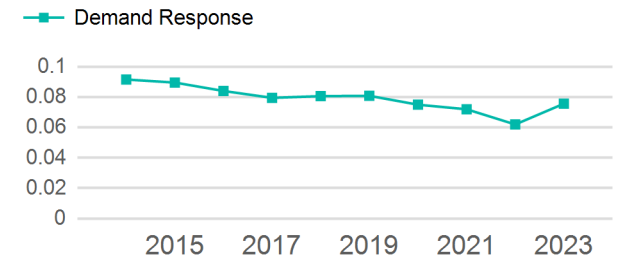
Service Supplied

Annual Vehicle Revenue Miles (VRM) 308,913
Annual Vehicle Revenue Hours (VRH) 16,743
Vehicles Operated in Maximum Service (VOMS) 10

Modal Characteristics

Mode	Annual Unlinked Passenger Trips	Directly Operated VOMS	Purchased Transportation VOMS	Annual Vehicle Revenue Miles	Annual Vehicle Revenue Hours
Demand Response	23,363	10	0	308,913	16,743
Total	23,363	10	0	308,913	16,743

Unlinked Passenger Trip per Vehicle Revenue Mile



Mode	Service Efficiency		Service Effectiveness		
	OE per VRM	OE per VRH	UPT per VRM	UPT per VRH	OE per UPT
Demand Response	\$2.69	\$49.65	0.1	1.4	\$35.58
Total	\$2.69	\$49.65	0.1	1.4	\$35.58

2023 Annual Agency Profile - Anson County (NTD ID 41113)

2023 Funding Breakdown

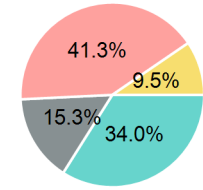
Summary of Operating Expenses (OE)

Mode	Operating Expenses	Fare Revenues
Demand Response	\$831,329	\$0
Total	\$831,329	\$0

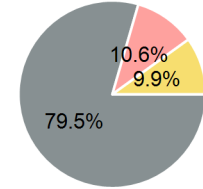
Sources of Operating Funds Expended

Directly Generated	\$282,514
Federal Government	\$126,795
Local Government	\$343,112
State Government	\$78,908
Total Operating Funds Expended	\$831,329

Operating Funding Sources



Capital Funding Sources



Sources of Capital Funds Expended

Directly Generated	\$0
Federal Government	\$28,582
Local Government	\$3,802
State Government	\$3,572
Total Capital Funds Expended	\$35,956

2023 Asset Management

Transit Asset Management (TAM) Tier	Tier II	TAM Sponsor NTD ID	4R06
--	---------	---------------------------	------

Metrics

Mode	Average Fleet Age in Years
Demand Response	5.9