

# 2023 Annual Agency Profile - Transylvania County (NTD ID 41115)

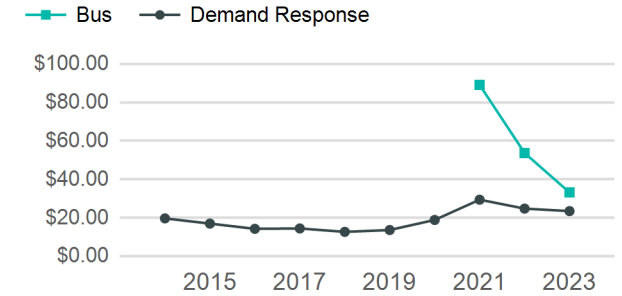
**Mailing Address:** 106 East Morgan Street  
Brevard, NC

**Website:** <http://www.transylvaniacounty.org>

## Service Consumed

**Annual Unlinked Trips (UPT)** 22,442

## Operating Expenses per Vehicle Revenue Mile



## Assets

**Revenue Vehicles** 13  
**Service Vehicles**  
**Facilities**

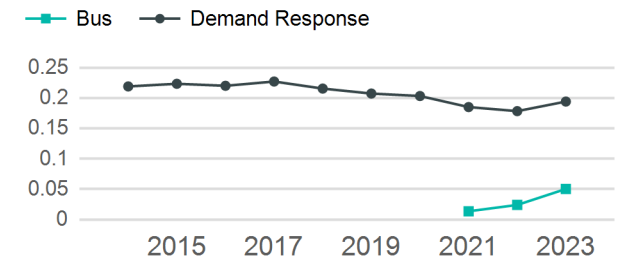
## Service Supplied

**Annual Vehicle Revenue Miles (VRM)** 148,906  
**Annual Vehicle Revenue Hours (VRH)** 8,181  
**Vehicles Operated in Maximum Service (VOMS)** 6

## Modal Characteristics

Mode	Annual Unlinked Passenger Trips	Directly Operated VOMS	Purchased Transportation VOMS	Annual Vehicle Revenue Miles	Annual Vehicle Revenue Hours
Demand Response	20,171	4	1	103,817	5,550
Bus	2,271	1	0	45,089	2,631
<b>Total</b>	<b>22,442</b>	<b>5</b>	<b>1</b>	<b>148,906</b>	<b>8,181</b>

## Unlinked Passenger Trip per Vehicle Revenue Mile



Mode	Service Efficiency		Service Effectiveness		
	OE per VRM	OE per VRH	UPT per VRM	UPT per VRH	OE per UPT
Demand Response	\$4.57	\$85.50	0.2	3.6	\$23.53
Bus	\$1.67	\$28.66	0.1	0.9	\$33.21
<b>Total</b>	<b>\$3.69</b>	<b>\$67.22</b>	<b>0.2</b>	<b>2.7</b>	<b>\$24.50</b>

# 2023 Annual Agency Profile - Transylvania County (NTD ID 41115)

## 2023 Funding Breakdown

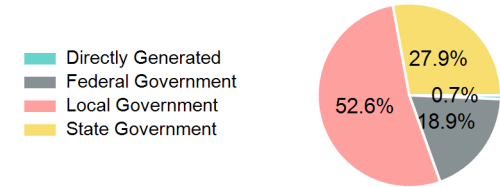
### Summary of Operating Expenses (OE)

Mode	Operating Expenses	Fare Revenues
Demand Response	\$474,531	\$0
Bus	\$75,410	\$0
<b>Total</b>	<b>\$549,941</b>	<b>\$0</b>


### Sources of Operating Funds Expended

Directly Generated	\$3,696
Federal Government	\$103,696
Local Government	\$289,197
State Government	\$153,352
<b>Total Operating Funds Expended</b>	<b>\$549,941</b>

### Operating Funding Sources



### Capital Funding Sources



### Sources of Capital Funds Expended

Directly Generated	\$0
Federal Government	\$103,060
Local Government	\$25,765
State Government	\$0
<b>Total Capital Funds Expended</b>	<b>\$128,825</b>

## 2023 Asset Management

Transit Asset Management (TAM) Tier: Tier II TAM Sponsor NTD ID: 4R06

### Metrics

Mode	Average Fleet Age in Years
Demand Response	2.7
Bus	5.0