

2023 Annual Agency Profile - Harnett County (NTD ID 41119)

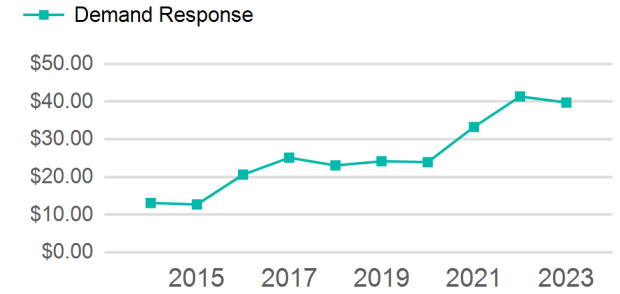
Mailing Address: 455 MCKINNEY PKWY
LILLINGTON, NC

Website: <http://www.harnett.org>

Service Consumed

Annual Unlinked Trips (UPT) 34,244

Operating Expenses per Vehicle Revenue Mile



Assets

Revenue Vehicles 26
Service Vehicles
Facilities 2

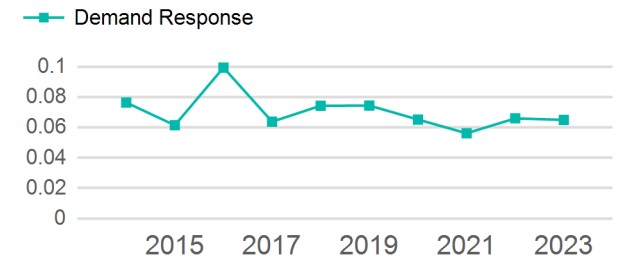
Service Supplied

Annual Vehicle Revenue Miles (VRM) 527,307
Annual Vehicle Revenue Hours (VRH) 27,892
Vehicles Operated in Maximum Service (VOMS) 16

Modal Characteristics

Mode	Annual Unlinked Passenger Trips	Directly Operated VOMS	Purchased Transportation VOMS	Annual Vehicle Revenue Miles	Annual Vehicle Revenue Hours
Demand Response	34,244	16	0	527,307	27,892
Total	34,244	16	0	527,307	27,892

Unlinked Passenger Trip per Vehicle Revenue Mile



Metrics

Mode	Service Efficiency		Service Effectiveness		
	OE per VRM	OE per VRH	UPT per VRM	UPT per VRH	OE per UPT
Demand Response	\$2.58	\$48.80	0.1	1.2	\$39.75
Total	\$2.58	\$48.80	0.1	1.2	\$39.75

2023 Annual Agency Profile - Harnett County (NTD ID 41119)

2023 Funding Breakdown

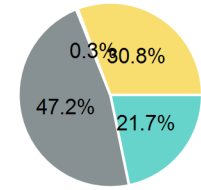
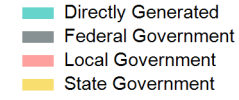
Summary of Operating Expenses (OE)

Mode	Operating Expenses	Fare Revenues
Demand Response	\$1,361,212	\$0
Total	\$1,361,212	\$0

Sources of Operating Funds Expended

Directly Generated	\$295,765
Federal Government	\$642,466
Local Government	\$3,785
State Government	\$419,196
Total Operating Funds Expended	\$1,361,212

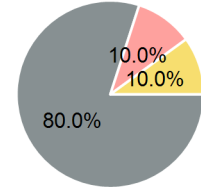
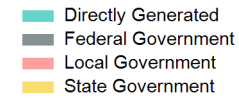
Operating Funding Sources



Sources of Capital Funds Expended

Directly Generated	\$0
Federal Government	\$107,232
Local Government	\$13,408
State Government	\$13,404
Total Capital Funds Expended	\$134,044

Capital Funding Sources



2023 Asset Management

Transit Asset Management (TAM) Tier	Tier II	TAM Sponsor NTD ID	4R06
--------------------------------------------	---------	---------------------------	------

Metrics

Mode	Average Fleet Age in Years
Demand Response	5.9