

# 2023 Annual Agency Profile - City of Natchez (NTD ID 41121)

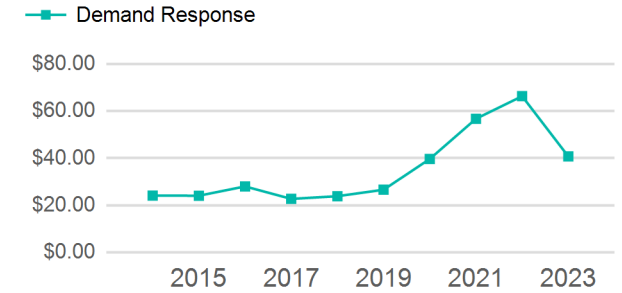
**Mailing Address:** 124 S PEARL ST  
NATCHEZ, MS

**Website:** <http://www.natchez.ms.us/148/Regional-Transit>

## Service Consumed

**Annual Unlinked Trips (UPT)** 35,297

## Operating Expenses per Vehicle Revenue Mile



## Assets

**Revenue Vehicles** 37  
**Service Vehicles** 2  
**Facilities** 1

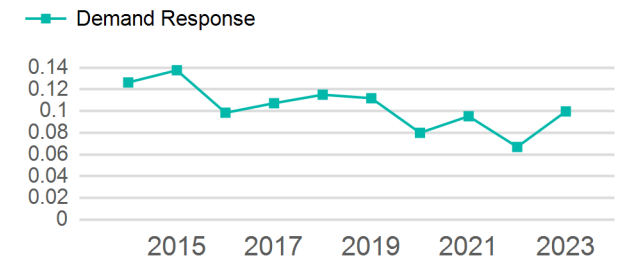
## Service Supplied

**Annual Vehicle Revenue Miles (VRM)** 354,132  
**Annual Vehicle Revenue Hours (VRH)** 18,468  
**Vehicles Operated in Maximum Service (VOMS)** 20

## Modal Characteristics

Mode	Annual Unlinked Passenger Trips	Directly Operated VOMS	Purchased Transportation VOMS	Annual Vehicle Revenue Miles	Annual Vehicle Revenue Hours
Demand Response	35,297	20	0	354,132	18,468
<b>Total</b>	<b>35,297</b>	<b>20</b>	<b>0</b>	<b>354,132</b>	<b>18,468</b>

## Unlinked Passenger Trip per Vehicle Revenue Mile



## Metrics

### Service Efficiency

### Service Effectiveness

Mode	OE per VRM	OE per VRH	UPT per VRM	UPT per VRH	OE per UPT
Demand Response	\$4.06	\$77.88	0.1	1.9	\$40.75
<b>Total</b>	<b>\$4.06</b>	<b>\$77.88</b>	<b>0.1</b>	<b>1.9</b>	<b>\$40.75</b>

# 2023 Annual Agency Profile - City of Natchez (NTD ID 41121)

## 2023 Funding Breakdown

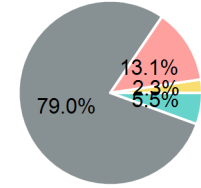
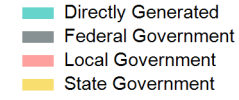
### Summary of Operating Expenses (OE)

Mode	Operating Expenses	Fare Revenues
Demand Response	\$1,438,299	\$0
<b>Total</b>	<b>\$1,438,299</b>	<b>\$0</b>

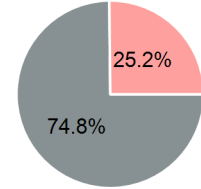
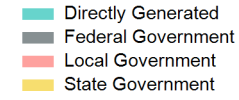
### Sources of Operating Funds Expended

Directly Generated	\$79,175
Federal Government	\$1,136,626
Local Government	\$189,099
State Government	\$33,399
<b>Total Operating Funds Expended</b>	<b>\$1,438,299</b>

### Operating Funding Sources



### Capital Funding Sources



### Sources of Capital Funds Expended

Directly Generated	\$0
Federal Government	\$202,850
Local Government	\$68,212
State Government	\$0
<b>Total Capital Funds Expended</b>	<b>\$271,062</b>

## 2023 Asset Management

<b>Transit Asset Management (TAM) Tier</b>	Tier II	<b>TAM Sponsor NTD ID</b>	4R05
--	---------	---------------------------	------

### Metrics

Mode	Average Fleet Age in Years
Demand Response	8.4