

2023 Annual Agency Profile - Lawrence County Aging-Rural Transit System (NTD ID 41123)

Mailing Address: 12001 AL HIGHWAY 157 STE 1
MOULTON, AL

Website:

Service Consumed

Annual Unlinked Trips (UPT) 1,889

Service Supplied

Annual Vehicle Revenue Miles (VRM) 58,574

Annual Vehicle Revenue Hours (VRH) 1,756

Vehicles Operated in Maximum Service (VOMS) 10

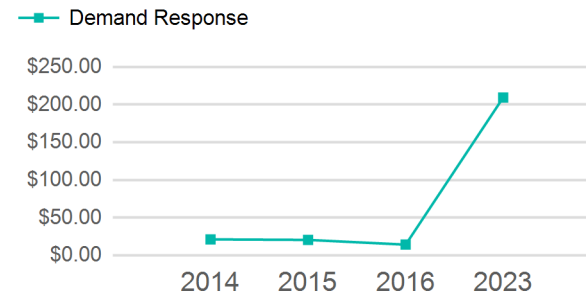
Assets

Revenue Vehicles 12

Service Vehicles 1

Facilities

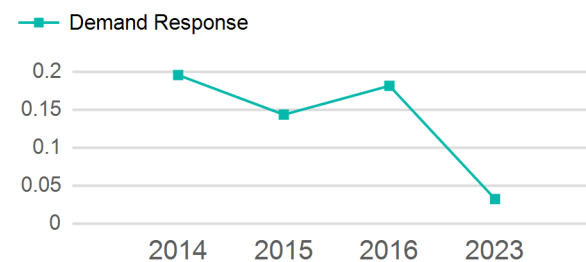
Operating Expenses per Vehicle Revenue Mile



Modal Characteristics

Mode	Annual Unlinked Passenger Trips	Directly Operated VOMS	Purchased Transportation VOMS	Annual Vehicle Revenue Miles	Annual Vehicle Revenue Hours
Demand Response	1,889	10	0	58,574	1,756
Total	1,889	10	0	58,574	1,756

Unlinked Passenger Trip per Vehicle Revenue Mile



Metrics

Service Efficiency

Service Effectiveness

Mode	OE per VRM	OE per VRH	UPT per VRM	UPT per VRH	OE per UPT
Demand Response	\$6.75	\$225.22	0.0	1.1	\$209.37
Total	\$6.75	\$225.22	0.0	1.1	\$209.37

2023 Annual Agency Profile - Lawrence County Aging-Rural Transit System (NTD ID 41123)

2023 Funding Breakdown

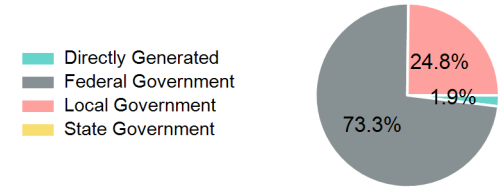
Summary of Operating Expenses (OE)

Mode	Operating Expenses	Fare Revenues
Demand Response	\$395,495	\$0
Total	\$395,495	\$0


Sources of Operating Funds Expended

Directly Generated	\$7,656
Federal Government	\$289,728
Local Government	\$98,111
State Government	\$0
Total Operating Funds Expended	\$395,495

Operating Funding Sources



Capital Funding Sources



Sources of Capital Funds Expended

Directly Generated	\$0
Federal Government	\$51,854
Local Government	\$12,964
State Government	\$0
Total Capital Funds Expended	\$64,818

2023 Asset Management

Transit Asset Management (TAM) Tier	Tier II	TAM Sponsor NTD ID	4R01
--	---------	---------------------------	------

Metrics

Mode	Average Fleet Age in Years
Demand Response	7.5