

2023 Annual Agency Profile - Richmond Interagency Transportation Inc. (NTD ID 41124)

Mailing Address: 181 N BRIDGES ST
HAMLET, NC

Website: <http://www.richmondnc.com/173/Area-of-Richmond-Transit>

Service Consumed

Annual Unlinked Trips (UPT) 28,789

Service Supplied

Annual Vehicle Revenue Miles (VRM) 445,317

Annual Vehicle Revenue Hours (VRH) 22,505

Vehicles Operated in Maximum Service (VOMS) 10

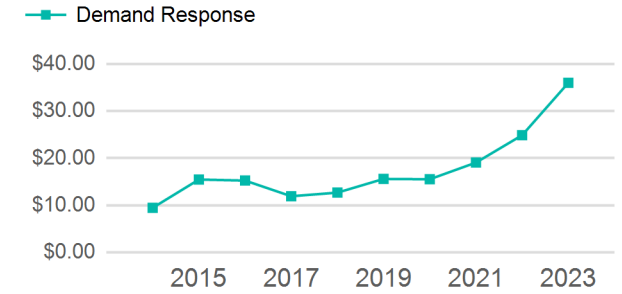
Assets

Revenue Vehicles 13

Service Vehicles 2

Facilities

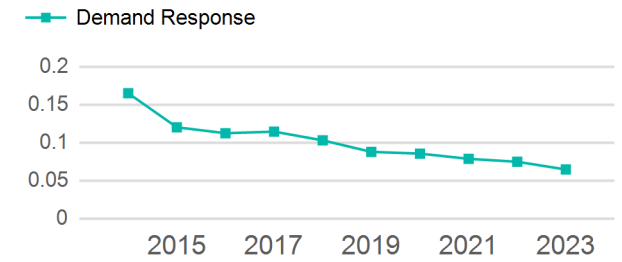
Operating Expenses per Vehicle Revenue Mile



Modal Characteristics

Mode	Annual Unlinked Passenger Trips	Directly Operated VOMS	Purchased Transportation VOMS	Annual Vehicle Revenue Miles	Annual Vehicle Revenue Hours
Demand Response	28,789	10	0	445,317	22,505
Total	28,789	10	0	445,317	22,505

Unlinked Passenger Trip per Vehicle Revenue Mile



Mode	Service Efficiency		Service Effectiveness		
	OE per VRM	OE per VRH	UPT per VRM	UPT per VRH	OE per UPT
Demand Response	\$2.33	\$46.03	0.1	1.3	\$35.98
Total	\$2.33	\$46.03	0.1	1.3	\$35.98

2023 Annual Agency Profile - Richmond Interagency Transportation Inc. (NTD ID 41124)

2023 Funding Breakdown

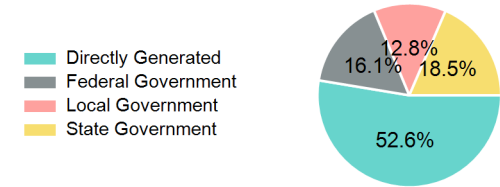
Summary of Operating Expenses (OE)

Mode	Operating Expenses	Fare Revenues
Demand Response	\$1,035,831	\$0
Total	\$1,035,831	\$0

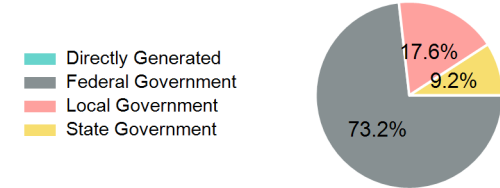
Sources of Operating Funds Expended

Directly Generated	\$544,894
Federal Government	\$166,896
Local Government	\$132,093
State Government	\$191,948
Total Operating Funds Expended	\$1,035,831

Operating Funding Sources



Capital Funding Sources



Sources of Capital Funds Expended

Directly Generated	\$0
Federal Government	\$157,200
Local Government	\$37,848
State Government	\$19,650
Total Capital Funds Expended	\$214,698

2023 Asset Management

Transit Asset Management (TAM) Tier	Tier II	TAM Sponsor NTD ID	4R06
--------------------------------------------	---------	---------------------------	------

Metrics

Mode	Average Fleet Age in Years
Demand Response	4.9