

# 2023 Annual Agency Profile - City of Pigeon Forge (NTD ID 41136)

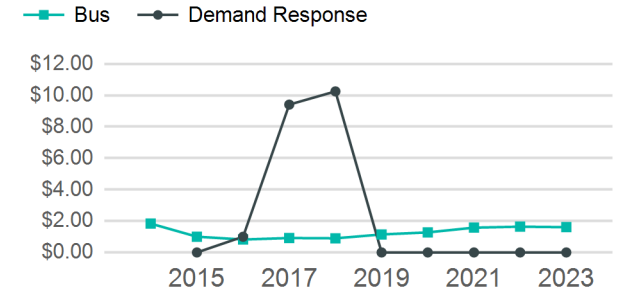
**Mailing Address:** 3225 RENA ST  
PIGEON FORGE, TN

**Website:** <http://www.pigeonforgetrolley.org>

## Service Consumed

**Annual Unlinked Trips (UPT)** 2,112,478

## Operating Expenses per Vehicle Revenue Mile



## Assets

**Revenue Vehicles** 43  
**Service Vehicles** 7  
**Facilities** 3

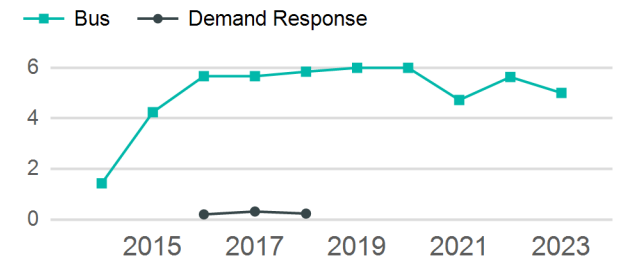
## Service Supplied

**Annual Vehicle Revenue Miles (VRM)** 422,199  
**Annual Vehicle Revenue Hours (VRH)** 37,043  
**Vehicles Operated in Maximum Service (VOMS)** 16

## Modal Characteristics

Mode	Annual Unlinked Passenger Trips	Directly Operated VOMS	Purchased Transportation VOMS	Annual Vehicle Revenue Miles	Annual Vehicle Revenue Hours
Bus	2,112,478	16	0	422,199	37,043
Demand Response	0	0	0	0	0
<b>Total</b>	<b>2,112,478</b>	<b>16</b>	<b>0</b>	<b>422,199</b>	<b>37,043</b>

## Unlinked Passenger Trip per Vehicle Revenue Mile



## Metrics

### Service Efficiency

### Service Effectiveness

Mode	OE per VRM	OE per VRH	UPT per VRM	UPT per VRH	OE per UPT
Bus	\$8.05	\$91.73	5.0	57.0	\$1.61
Demand Response	\$0.00	\$0.00	0.0	0.0	\$0.00
<b>Total</b>	<b>\$8.05</b>	<b>\$91.73</b>	<b>5.0</b>	<b>57.0</b>	<b>\$1.61</b>

# 2023 Annual Agency Profile - City of Pigeon Forge (NTD ID 41136)

## 2023 Funding Breakdown

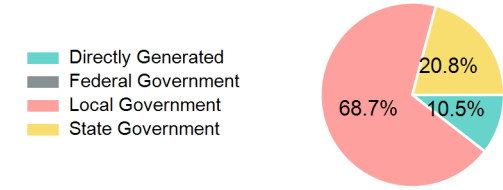
### Summary of Operating Expenses (OE)

Mode	Operating Expenses	Fare Revenues
Bus	\$3,398,118	\$0
Demand Response	\$0	\$0
<b>Total</b>	<b>\$3,398,118</b>	<b>\$0</b>

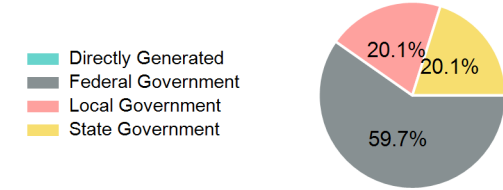
### Sources of Operating Funds Expended

Directly Generated	\$356,798
Federal Government	\$0
Local Government	\$2,333,520
State Government	\$707,800
<b>Total Operating Funds Expended</b>	<b>\$3,398,118</b>

### Operating Funding Sources



### Capital Funding Sources



### Sources of Capital Funds Expended

Directly Generated	\$0
Federal Government	\$274,165
Local Government	\$92,389
State Government	\$92,389
<b>Total Capital Funds Expended</b>	<b>\$458,943</b>

## 2023 Asset Management

<b>Transit Asset Management (TAM) Tier</b>	Tier II	<b>TAM Sponsor NTD ID</b>	4R08
--	---------	---------------------------	------

### Metrics

Mode	Average Fleet Age in Years
Bus	7.9
Demand Response	7.0