

2023 Annual Agency Profile - Alleghany County (NTD ID 41137)

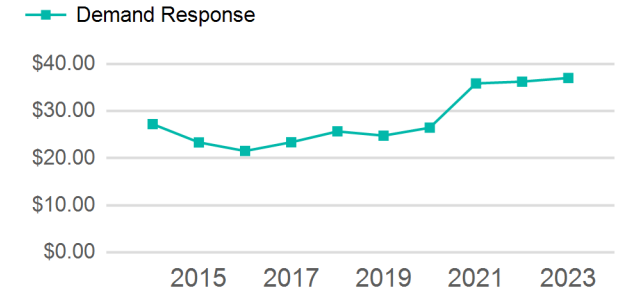
Mailing Address: 348 S MAIN ST
SPARTA, NC

Website: <http://www.alleghanycounty-nc.gov>

Service Consumed

Annual Unlinked Trips (UPT) 11,526

Operating Expenses per Vehicle Revenue Mile



Assets

Revenue Vehicles	11
Service Vehicles	
Facilities	1

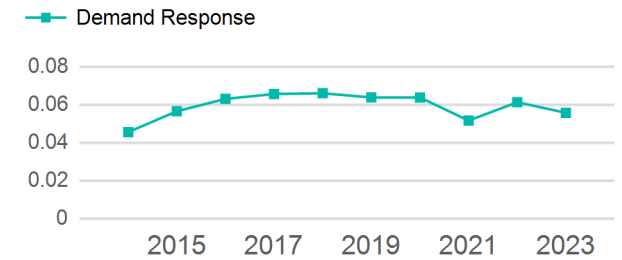
Service Supplied

Annual Vehicle Revenue Miles (VRM)	206,846
Annual Vehicle Revenue Hours (VRH)	8,423
Vehicles Operated in Maximum Service (VOMS)	5

Modal Characteristics

Mode	Annual Unlinked Passenger Trips	Directly Operated VOMS	Purchased Transportation VOMS	Annual Vehicle Revenue Miles	Annual Vehicle Revenue Hours
Demand Response	11,526	5	0	206,846	8,423
Total	11,526	5	0	206,846	8,423

Unlinked Passenger Trip per Vehicle Revenue Mile



Mode	Service Efficiency		Service Effectiveness		
	OE per VRM	OE per VRH	UPT per VRM	UPT per VRH	OE per UPT
Demand Response	\$2.06	\$50.64	0.1	1.4	\$37.01
Total	\$2.06	\$50.64	0.1	1.4	\$37.01

2023 Annual Agency Profile - Allegheny County (NTD ID 41137)

2023 Funding Breakdown

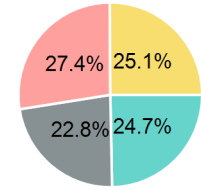
Summary of Operating Expenses (OE)

Mode	Operating Expenses	Fare Revenues
Demand Response	\$426,528	\$0
Total	\$426,528	\$0

Sources of Operating Funds Expended

Directly Generated	\$105,284
Federal Government	\$97,363
Local Government	\$116,870
State Government	\$107,011
Total Operating Funds Expended	\$426,528

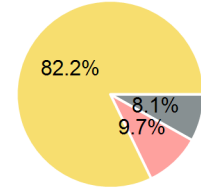
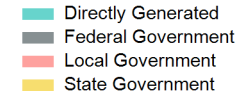
Operating Funding Sources



Sources of Capital Funds Expended

Directly Generated	\$0
Federal Government	\$1,815
Local Government	\$2,158
State Government	\$18,333
Total Capital Funds Expended	\$22,306

Capital Funding Sources



2023 Asset Management

Transit Asset Management (TAM) Tier	Tier II	TAM Sponsor NTD ID	4R06
--	---------	---------------------------	------

Metrics

Mode	Average Fleet Age in Years
Demand Response	6.0