

# 2023 Annual Agency Profile - Columbia County Commission (NTD ID 41139)

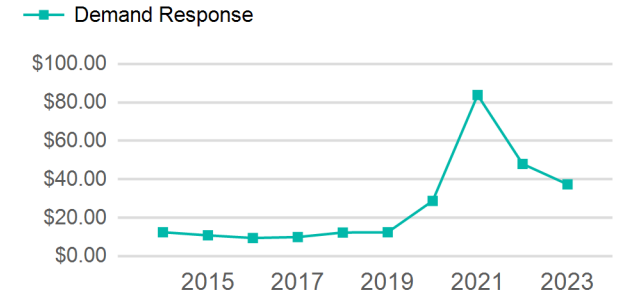
**Mailing Address:** 630 RONALD REAGAN DR  
EVANS, GA

**Website:** <https://www.columbiacountyga.gov/329/Public-Transit>

## Service Consumed

Annual Unlinked Trips (UPT) 19,561

## Operating Expenses per Vehicle Revenue Mile



## Assets

Revenue Vehicles 11  
Service Vehicles  
Facilities

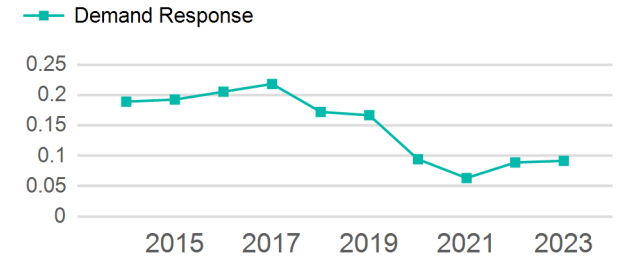
## Service Supplied

Annual Vehicle Revenue Miles (VRM) 213,078  
Annual Vehicle Revenue Hours (VRH) 14,917  
Vehicles Operated in Maximum Service (VOMS) 11

## Modal Characteristics

Mode	Annual Unlinked Passenger Trips	Directly Operated VOMS	Purchased Transportation VOMS	Annual Vehicle Revenue Miles	Annual Vehicle Revenue Hours
Demand Response	19,561	11	0	213,078	14,917
<b>Total</b>	<b>19,561</b>	<b>11</b>	<b>0</b>	<b>213,078</b>	<b>14,917</b>

## Unlinked Passenger Trip per Vehicle Revenue Mile



## Metrics

Mode	Service Efficiency		Service Effectiveness		
	OE per VRM	OE per VRH	UPT per VRM	UPT per VRH	OE per UPT
Demand Response	\$3.43	\$49.07	0.1	1.3	\$37.42
<b>Total</b>	<b>\$3.43</b>	<b>\$49.07</b>	<b>0.1</b>	<b>1.3</b>	<b>\$37.42</b>

# 2023 Annual Agency Profile - Columbia County Commission (NTD ID 41139)

## 2023 Funding Breakdown

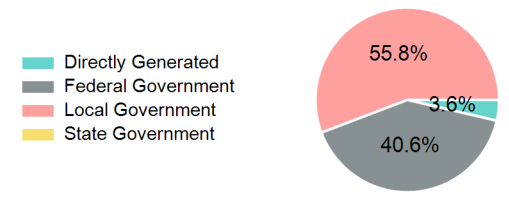
### Summary of Operating Expenses (OE)

Mode	Operating Expenses	Fare Revenues
Demand Response	\$731,911	\$0
<b>Total</b>	<b>\$731,911</b>	<b>\$0</b>

### Sources of Operating Funds Expended

Directly Generated	\$26,542
Federal Government	\$297,304
Local Government	\$408,065
State Government	\$0
<b>Total Operating Funds Expended</b>	<b>\$731,911</b>

### Operating Funding Sources



### Capital Funding Sources

### Sources of Capital Funds Expended

Directly Generated	\$0
Federal Government	\$0
Local Government	\$0
State Government	\$0
<b>Total Capital Funds Expended</b>	<b>\$0</b>



## 2023 Asset Management

<b>Transit Asset Management (TAM) Tier</b>	Tier II	<b>TAM Sponsor NTD ID</b>	4R03
--	---------	---------------------------	------

### Metrics

Mode	Average Fleet Age in Years
Demand Response	6.0