

2023 Annual Agency Profile - Clay County (NTD ID 41140)

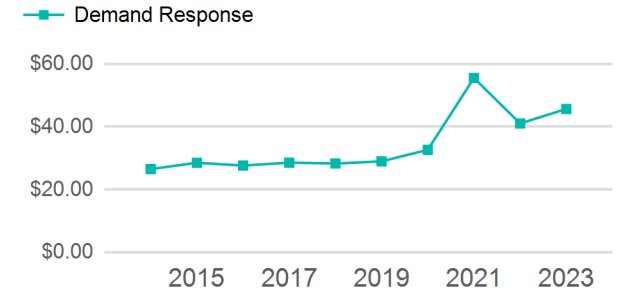
Mailing Address: 147 WILSON ST
FORT GAINES, GA

Website: <https://rmsinc.org/clay-transit/#:~:text=RMS%2C%20Inc.,%243.00%20base%20rate%20plus%20%20C%2%A2.>

Service Consumed

Annual Unlinked Trips (UPT) 6,900

Operating Expenses per Vehicle Revenue Mile



Assets

Revenue Vehicles 4
Service Vehicles
Facilities

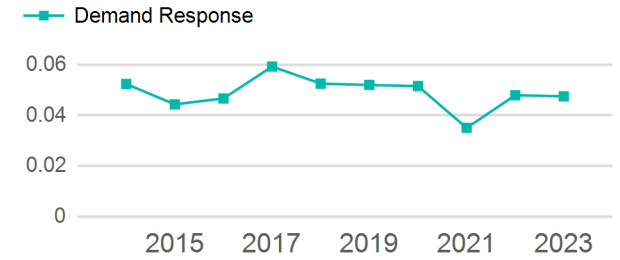
Service Supplied

Annual Vehicle Revenue Miles (VRM) 145,253
Annual Vehicle Revenue Hours (VRH) 6,424
Vehicles Operated in Maximum Service (VOMS) 4

Modal Characteristics

Mode	Annual Unlinked Passenger Trips	Directly Operated VOMS	Purchased Transportation VOMS	Annual Vehicle Revenue Miles	Annual Vehicle Revenue Hours
Demand Response	6,900	0	4	145,253	6,424
Total	6,900	0	4	145,253	6,424

Unlinked Passenger Trip per Vehicle Revenue Mile



Mode	Service Efficiency		Service Effectiveness		
	OE per VRM	OE per VRH	UPT per VRM	UPT per VRH	OE per UPT
Demand Response	\$2.17	\$49.04	0.0	1.1	\$45.66
Total	\$2.17	\$49.04	0.0	1.1	\$45.66

2023 Annual Agency Profile - Clay County (NTD ID 41140)

2023 Funding Breakdown

Summary of Operating Expenses (OE)

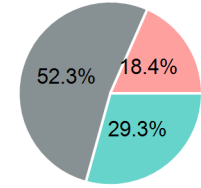
Mode	Operating Expenses	Fare Revenues
Demand Response	\$315,031	\$0
Total	\$315,031	\$0

Sources of Operating Funds Expended

Directly Generated	\$92,308
Federal Government	\$164,833
Local Government	\$57,890
State Government	\$0
Total Operating Funds Expended	\$315,031

Operating Funding Sources

- Directly Generated
- Federal Government
- Local Government
- State Government



Capital Funding Sources

- Directly Generated
- Federal Government
- Local Government
- State Government

Sources of Capital Funds Expended

Directly Generated	\$0
Federal Government	\$0
Local Government	\$0
State Government	\$0
Total Capital Funds Expended	\$0

2023 Asset Management

Transit Asset Management (TAM) Tier	Tier II	TAM Sponsor NTD ID	4R03
--	---------	---------------------------	------

Metrics

Mode	Average Fleet Age in Years
Demand Response	4.0