

2023 Annual Agency Profile - Wayne County (NTD ID 41142)

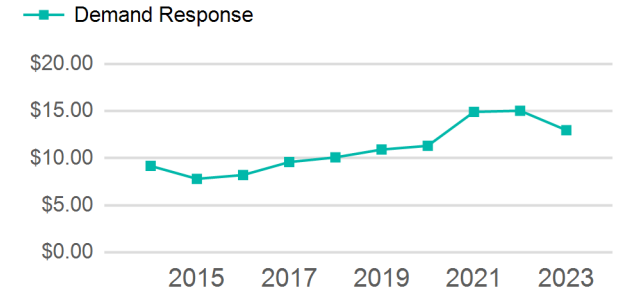
Mailing Address: 341 E WALNUT ST
JESUP, GA

Website: <https://www.waynecountyga.us/department/index.php?structureid=32>

Service Consumed

Annual Unlinked Trips (UPT) 35,786

Operating Expenses per Vehicle Revenue Mile



Assets

Revenue Vehicles 11
Service Vehicles
Facilities 1

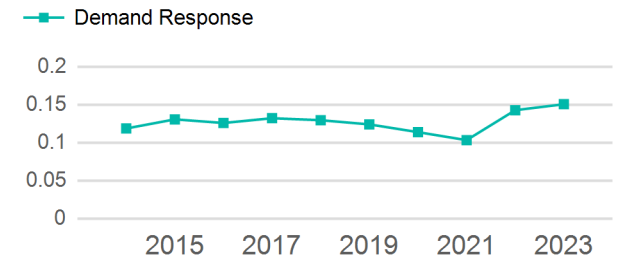
Service Supplied

Annual Vehicle Revenue Miles (VRM) 237,641
Annual Vehicle Revenue Hours (VRH) 15,232
Vehicles Operated in Maximum Service (VOMS) 11

Modal Characteristics

Mode	Annual Unlinked Passenger Trips	Directly Operated VOMS	Purchased Transportation VOMS	Annual Vehicle Revenue Miles	Annual Vehicle Revenue Hours
Demand Response	35,786	11	0	237,641	15,232
Total	35,786	11	0	237,641	15,232

Unlinked Passenger Trip per Vehicle Revenue Mile



Mode	Service Efficiency		Service Effectiveness		
	OE per VRM	OE per VRH	UPT per VRM	UPT per VRH	OE per UPT
Demand Response	\$1.95	\$30.47	0.2	2.3	\$12.97
Total	\$1.95	\$30.47	0.2	2.3	\$12.97

2023 Annual Agency Profile - Wayne County (NTD ID 41142)

2023 Funding Breakdown

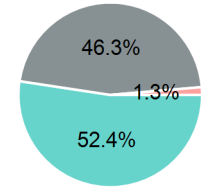
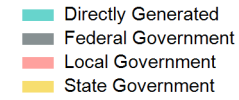
Summary of Operating Expenses (OE)

Mode	Operating Expenses	Fare Revenues
Demand Response	\$464,064	\$0
Total	\$464,064	\$0

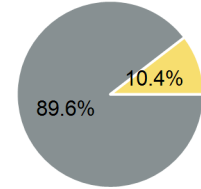
Sources of Operating Funds Expended

Directly Generated	\$243,086
Federal Government	\$214,752
Local Government	\$6,226
State Government	\$0
Total Operating Funds Expended	\$464,064

Operating Funding Sources



Capital Funding Sources



Sources of Capital Funds Expended

Directly Generated	\$0
Federal Government	\$196,506
Local Government	\$0
State Government	\$22,866
Total Capital Funds Expended	\$219,372

2023 Asset Management

Transit Asset Management (TAM) Tier	Tier II	TAM Sponsor NTD ID	4R03
--	---------	---------------------------	------

Metrics

Mode	Average Fleet Age in Years
Demand Response	4.2