

# 2023 Annual Agency Profile - Yancey County Transportation Authority (NTD ID 41143)

**Mailing Address:** 110 TOWN SQ RM 11  
BURNSVILLE, NC

**Website:** <http://www.yanceycountync.gov>

## Service Consumed

Annual Unlinked Trips (UPT) 15,711

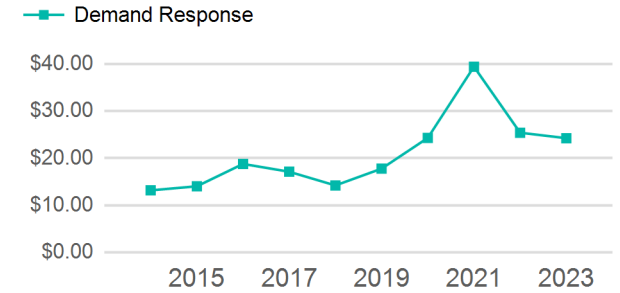
## Assets

Revenue Vehicles 11  
Service Vehicles  
Facilities

## Service Supplied

Annual Vehicle Revenue Miles (VRM) 153,087  
Annual Vehicle Revenue Hours (VRH) 8,825  
Vehicles Operated in Maximum Service (VOMS) 5

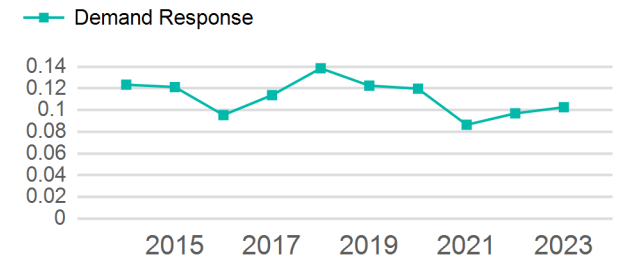
## Operating Expenses per Vehicle Revenue Mile



## Modal Characteristics

Mode	Annual Unlinked Passenger Trips	Directly Operated VOMS	Purchased Transportation VOMS	Annual Vehicle Revenue Miles	Annual Vehicle Revenue Hours
Demand Response	15,711	5	0	153,087	8,825
<b>Total</b>	<b>15,711</b>	<b>5</b>	<b>0</b>	<b>153,087</b>	<b>8,825</b>

## Unlinked Passenger Trip per Vehicle Revenue Mile



Mode	Service Efficiency		Service Effectiveness		
	OE per VRM	OE per VRH	UPT per VRM	UPT per VRH	OE per UPT
Demand Response	\$2.49	\$43.16	0.1	1.8	\$24.24
<b>Total</b>	<b>\$2.49</b>	<b>\$43.16</b>	<b>0.1</b>	<b>1.8</b>	<b>\$24.24</b>

# 2023 Annual Agency Profile - Yancey County Transportation Authority (NTD ID 41143)

## 2023 Funding Breakdown

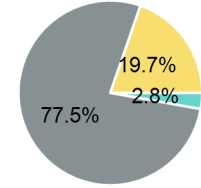
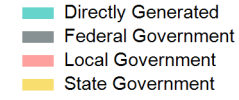
### Summary of Operating Expenses (OE)

Mode	Operating Expenses	Fare Revenues
Demand Response	\$380,843	\$0
<b>Total</b>	<b>\$380,843</b>	<b>\$0</b>

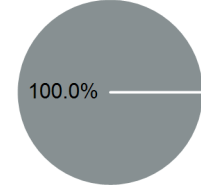
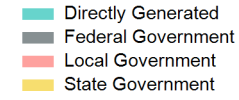
### Sources of Operating Funds Expended

Directly Generated	\$10,687
Federal Government	\$295,259
Local Government	\$0
State Government	\$74,897
<b>Total Operating Funds Expended</b>	<b>\$380,843</b>

### Operating Funding Sources



### Capital Funding Sources



### Sources of Capital Funds Expended

Directly Generated	\$0
Federal Government	\$5,625
Local Government	\$0
State Government	\$0
<b>Total Capital Funds Expended</b>	<b>\$5,625</b>

## 2023 Asset Management

<b>Transit Asset Management (TAM) Tier</b>	Tier II	<b>TAM Sponsor NTD ID</b>	4R06
--	---------	---------------------------	------

### Metrics

Mode	Average Fleet Age in Years
Demand Response	6.6