

2023 Annual Agency Profile - Senior Services Incorporated of Chester County (NTD ID 41146)

Mailing Address: 1197 ARMORY RD
CHESTER, SC

Website: <http://www.chesterconnector.com>

Service Consumed

Annual Unlinked Trips (UPT) 29,556

Service Supplied

Annual Vehicle Revenue Miles (VRM) 426,112

Annual Vehicle Revenue Hours (VRH) 20,933

Vehicles Operated in Maximum Service (VOMS) 15

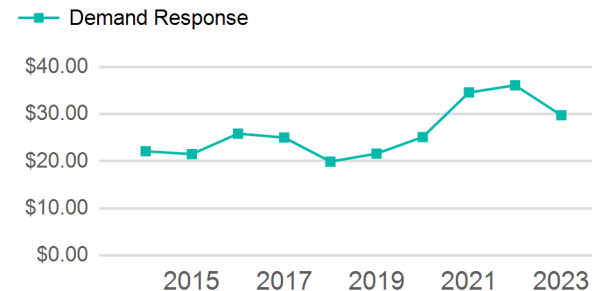
Assets

Revenue Vehicles 15

Service Vehicles 2

Facilities

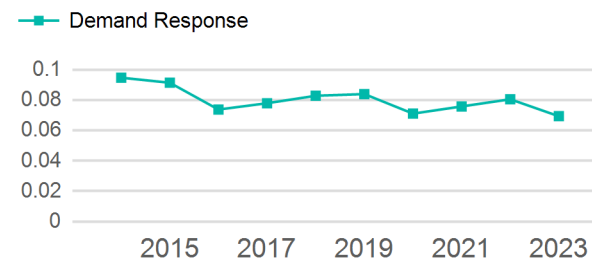
Operating Expenses per Vehicle Revenue Mile



Modal Characteristics

Mode	Annual Unlinked Passenger Trips	Directly Operated VOMS	Purchased Transportation VOMS	Annual Vehicle Revenue Miles	Annual Vehicle Revenue Hours
Demand Response	29,556	15	0	426,112	20,933
Total	29,556	15	0	426,112	20,933

Unlinked Passenger Trip per Vehicle Revenue Mile



Metrics

Service Efficiency

Service Effectiveness

Mode	OE per VRM	OE per VRH	UPT per VRM	UPT per VRH	OE per UPT
Demand Response	\$2.06	\$41.98	0.1	1.4	\$29.73
Total	\$2.06	\$41.98	0.1	1.4	\$29.73

2023 Annual Agency Profile - Senior Services Incorporated of Chester County (NTD ID 41146)

2023 Funding Breakdown

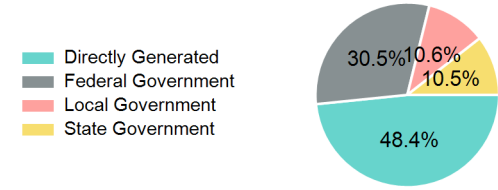
Summary of Operating Expenses (OE)

Mode	Operating Expenses	Fare Revenues
Demand Response	\$878,683	\$0
Total	\$878,683	\$0

Sources of Operating Funds Expended

Directly Generated	\$425,217
Federal Government	\$267,896
Local Government	\$93,200
State Government	\$92,370
Total Operating Funds Expended	\$878,683

Operating Funding Sources



Capital Funding Sources

Sources of Capital Funds Expended

Directly Generated	\$0
Federal Government	\$0
Local Government	\$0
State Government	\$0
Total Capital Funds Expended	\$0



2023 Asset Management

Transit Asset Management (TAM) Tier	Tier II	TAM Sponsor NTD ID	4R07
--	---------	---------------------------	------

Metrics

Mode	Average Fleet Age in Years
Demand Response	5.5