

# 2023 Annual Agency Profile - Wakulla Senior Center, Inc. (NTD ID 41148)

**Mailing Address:** 33 Michael Dr  
CRAWFORDVILLE, FL

**Website:** <https://www.wakullaseniorcenter.com/transportation-2/>

## Service Consumed

Annual Unlinked Trips (UPT) 14,605

## Service Supplied

Annual Vehicle Revenue Miles (VRM) 215,559

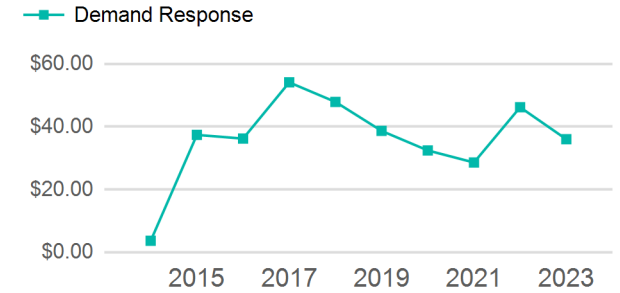
Annual Vehicle Revenue Hours (VRH) 7,178

Vehicles Operated in Maximum Service (VOMS) 10

## Assets

Revenue Vehicles 13  
Service Vehicles  
Facilities

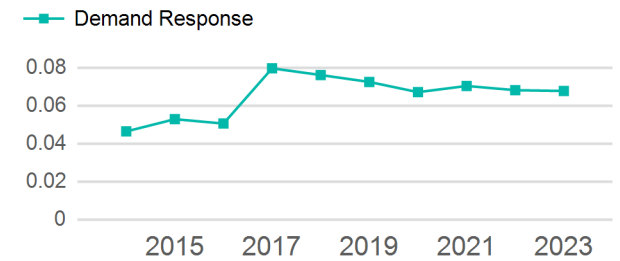
## Operating Expenses per Vehicle Revenue Mile



## Modal Characteristics

Mode	Annual Unlinked Passenger Trips	Directly Operated VOMS	Purchased Transportation VOMS	Annual Vehicle Revenue Miles	Annual Vehicle Revenue Hours
Demand Response	14,605	10	0	215,559	7,178
<b>Total</b>	<b>14,605</b>	<b>10</b>	<b>0</b>	<b>215,559</b>	<b>7,178</b>

## Unlinked Passenger Trip per Vehicle Revenue Mile



## Metrics

### Service Efficiency

### Service Effectiveness

Mode	OE per VRM	OE per VRH	UPT per VRM	UPT per VRH	OE per UPT
Demand Response	\$2.44	\$73.29	0.1	2.0	\$36.02
<b>Total</b>	<b>\$2.44</b>	<b>\$73.29</b>	<b>0.1</b>	<b>2.0</b>	<b>\$36.02</b>

# 2023 Annual Agency Profile - Wakulla Senior Center, Inc. (NTD ID 41148)

## 2023 Funding Breakdown

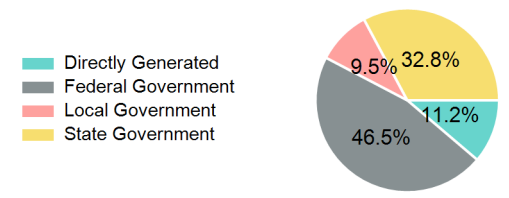
### Summary of Operating Expenses (OE)

Mode	Operating Expenses	Fare Revenues
Demand Response	\$526,071	\$0
<b>Total</b>	<b>\$526,071</b>	<b>\$0</b>

### Sources of Operating Funds Expended

Directly Generated	\$58,944
Federal Government	\$244,435
Local Government	\$50,000
State Government	\$172,692
<b>Total Operating Funds Expended</b>	<b>\$526,071</b>

### Operating Funding Sources



### Capital Funding Sources

### Sources of Capital Funds Expended

Directly Generated	\$0
Federal Government	\$0
Local Government	\$0
State Government	\$0
<b>Total Capital Funds Expended</b>	<b>\$0</b>



## 2023 Asset Management

<b>Transit Asset Management (TAM) Tier</b>	Tier II	<b>TAM Sponsor NTD ID</b>	4R02
--	---------	---------------------------	------

### Metrics

Mode	Average Fleet Age in Years
Demand Response	6.0