

2023 Annual Agency Profile - City of Americus (NTD ID 41149)

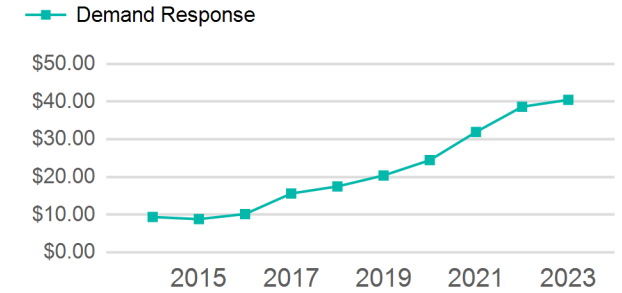
Mailing Address: 101 W LAMAR ST
AMERICUS, GA

Website: <https://www.americusga.gov/departments/transportation.php>

Service Consumed

Annual Unlinked Trips (UPT) 15,496

Operating Expenses per Vehicle Revenue Mile



Assets

Revenue Vehicles 5
Service Vehicles
Facilities

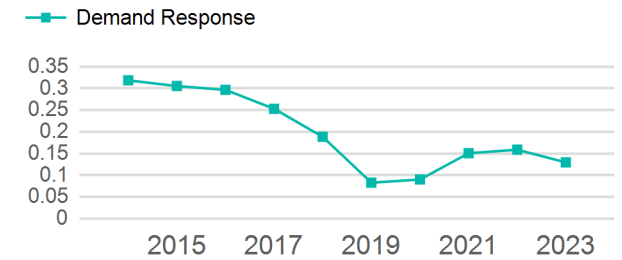
Service Supplied

Annual Vehicle Revenue Miles (VRM) 119,693
Annual Vehicle Revenue Hours (VRH) 7,658
Vehicles Operated in Maximum Service (VOMS) 5

Modal Characteristics

Mode	Annual Unlinked Passenger Trips	Directly Operated VOMS	Purchased Transportation VOMS	Annual Vehicle Revenue Miles	Annual Vehicle Revenue Hours
Demand Response	15,496	0	5	119,693	7,658
Total	15,496	0	5	119,693	7,658

Unlinked Passenger Trip per Vehicle Revenue Mile



Mode	Service Efficiency		Service Effectiveness		
	OE per VRM	OE per VRH	UPT per VRM	UPT per VRH	OE per UPT
Demand Response	\$5.24	\$81.89	0.1	2.0	\$40.47
Total	\$5.24	\$81.89	0.1	2.0	\$40.47

2023 Annual Agency Profile - City of Americus (NTD ID 41149)

2023 Funding Breakdown

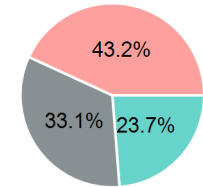
Summary of Operating Expenses (OE)

Mode	Operating Expenses	Fare Revenues
Demand Response	\$627,102	\$0
Total	\$627,102	\$0

Sources of Operating Funds Expended

Directly Generated	\$148,925
Federal Government	\$207,500
Local Government	\$270,677
State Government	\$0
Total Operating Funds Expended	\$627,102

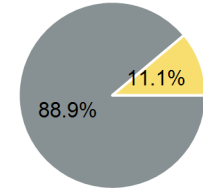
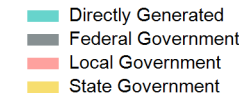
Operating Funding Sources



Sources of Capital Funds Expended

Directly Generated	\$0
Federal Government	\$2,154
Local Government	\$0
State Government	\$269
Total Capital Funds Expended	\$2,423

Capital Funding Sources



2023 Asset Management

Transit Asset Management (TAM) Tier	Tier II	TAM Sponsor NTD ID	4R03
--	---------	---------------------------	------

Metrics

Mode	Average Fleet Age in Years
Demand Response	6.0