

# 2023 Annual Agency Profile - Lee County (NTD ID 41150)

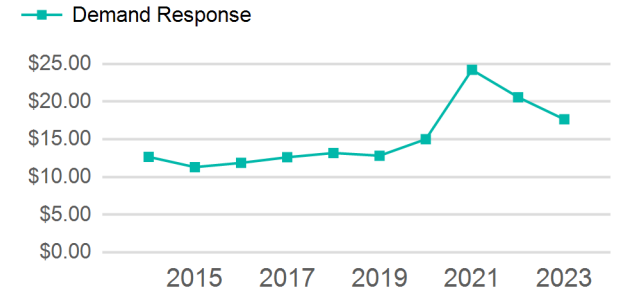
**Mailing Address:** 408 SUMMITT DR  
SANFORD, NC

**Website:** <http://www.leecountync.gov/>

## Service Consumed

Annual Unlinked Trips (UPT) 58,477

## Operating Expenses per Vehicle Revenue Mile



## Assets

Revenue Vehicles 23  
Service Vehicles  
Facilities 1

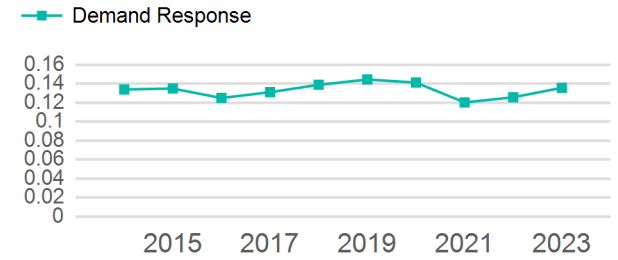
## Service Supplied

Annual Vehicle Revenue Miles (VRM) 430,953  
Annual Vehicle Revenue Hours (VRH) 22,814  
Vehicles Operated in Maximum Service (VOMS) 11

## Modal Characteristics

Mode	Annual Unlinked Passenger Trips	Directly Operated VOMS	Purchased Transportation VOMS	Annual Vehicle Revenue Miles	Annual Vehicle Revenue Hours
Demand Response	58,477	11	0	430,953	22,814
<b>Total</b>	<b>58,477</b>	<b>11</b>	<b>0</b>	<b>430,953</b>	<b>22,814</b>

## Unlinked Passenger Trip per Vehicle Revenue Mile



Mode	Service Efficiency		Service Effectiveness		
	OE per VRM	OE per VRH	UPT per VRM	UPT per VRH	OE per UPT
Demand Response	\$2.39	\$45.23	0.1	2.6	\$17.64
<b>Total</b>	<b>\$2.39</b>	<b>\$45.23</b>	<b>0.1</b>	<b>2.6</b>	<b>\$17.64</b>

# 2023 Annual Agency Profile - Lee County (NTD ID 41150)

## 2023 Funding Breakdown

### Summary of Operating Expenses (OE)

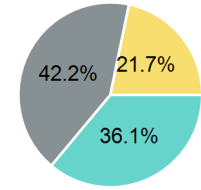
Mode	Operating Expenses	Fare Revenues
Demand Response	\$1,031,822	\$0
<b>Total</b>	<b>\$1,031,822</b>	<b>\$0</b>

### Sources of Operating Funds Expended

Directly Generated	\$372,676
Federal Government	\$434,937
Local Government	\$0
State Government	\$224,209
<b>Total Operating Funds Expended</b>	<b>\$1,031,822</b>

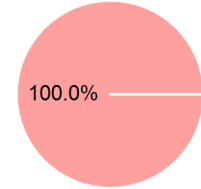
### Operating Funding Sources

- Directly Generated
- Federal Government
- Local Government
- State Government



### Capital Funding Sources

- Directly Generated
- Federal Government
- Local Government
- State Government



### Sources of Capital Funds Expended

Directly Generated	\$0
Federal Government	\$0
Local Government	\$43,864
State Government	\$0
<b>Total Capital Funds Expended</b>	<b>\$43,864</b>

## 2023 Asset Management

<b>Transit Asset Management (TAM) Tier</b>	Tier II	<b>TAM Sponsor NTD ID</b>	4R06
--	---------	---------------------------	------

### Metrics

Mode	Average Fleet Age in Years
Demand Response	5.9