

# 2023 Annual Agency Profile - Southwest Human Resource Agency (NTD ID 41151)

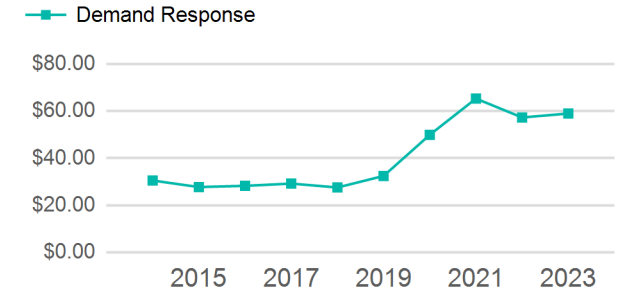
**Mailing Address:** 1527 WHITE AVE  
HENDERSON, TN

**Website:** <http://www.swhra.org>

## Service Consumed

**Annual Unlinked Trips (UPT)** 84,387

## Operating Expenses per Vehicle Revenue Mile



## Assets

**Revenue Vehicles** 64  
**Service Vehicles** 2  
**Facilities** 2

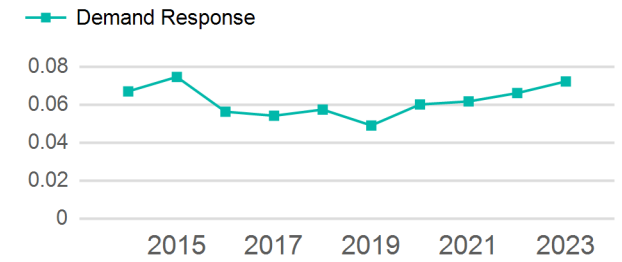
## Service Supplied

**Annual Vehicle Revenue Miles (VRM)** 1,167,925  
**Annual Vehicle Revenue Hours (VRH)** 61,188  
**Vehicles Operated in Maximum Service (VOMS)** 33

## Modal Characteristics

Mode	Annual Unlinked Passenger Trips	Directly Operated VOMS	Purchased Transportation VOMS	Annual Vehicle Revenue Miles	Annual Vehicle Revenue Hours
Demand Response	84,387	33	0	1,167,925	61,188
<b>Total</b>	<b>84,387</b>	<b>33</b>	<b>0</b>	<b>1,167,925</b>	<b>61,188</b>

## Unlinked Passenger Trip per Vehicle Revenue Mile



Mode	Service Efficiency		Service Effectiveness		
	OE per VRM	OE per VRH	UPT per VRM	UPT per VRH	OE per UPT
Demand Response	\$4.26	\$81.28	0.1	1.4	\$58.93
<b>Total</b>	<b>\$4.26</b>	<b>\$81.28</b>	<b>0.1</b>	<b>1.4</b>	<b>\$58.93</b>

# 2023 Annual Agency Profile - Southwest Human Resource Agency (NTD ID 41151)

## 2023 Funding Breakdown

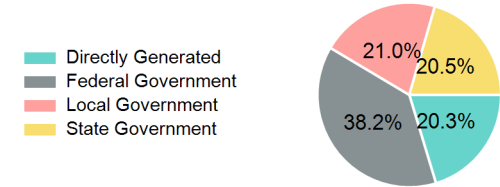
### Summary of Operating Expenses (OE)

Mode	Operating Expenses	Fare Revenues
Demand Response	\$4,973,250	\$0
<b>Total</b>	<b>\$4,973,250</b>	<b>\$0</b>

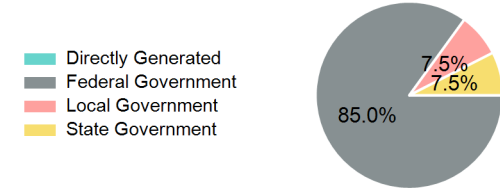
### Sources of Operating Funds Expended

Directly Generated	\$1,009,557
Federal Government	\$1,900,348
Local Government	\$1,043,795
State Government	\$1,019,550
<b>Total Operating Funds Expended</b>	<b>\$4,973,250</b>

### Operating Funding Sources



### Capital Funding Sources



### Sources of Capital Funds Expended

Directly Generated	\$0
Federal Government	\$151,674
Local Government	\$13,383
State Government	\$13,383
<b>Total Capital Funds Expended</b>	<b>\$178,440</b>

## 2023 Asset Management

<b>Transit Asset Management (TAM) Tier</b>	Tier II	<b>TAM Sponsor NTD ID</b>	4R08
--	---------	---------------------------	------

### Metrics

Mode	Average Fleet Age in Years
Demand Response	6.8