

2023 Annual Agency Profile - Jackson County (NTD ID 41154)

Mailing Address: 67 ATHENS ST
JEFFERSON, GA

Website: <https://www.jacksoncountygov.com/363/Transit>

Service Consumed

Annual Unlinked Trips (UPT) 9,360

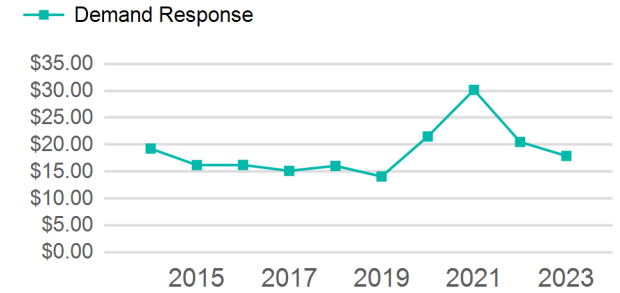
Assets

Revenue Vehicles 4
Service Vehicles
Facilities

Service Supplied

Annual Vehicle Revenue Miles (VRM) 106,843
Annual Vehicle Revenue Hours (VRH) 4,159
Vehicles Operated in Maximum Service (VOMS) 5

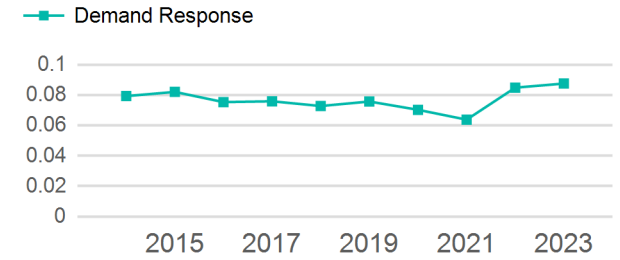
Operating Expenses per Vehicle Revenue Mile



Modal Characteristics

Mode	Annual Unlinked Passenger Trips	Directly Operated VOMS	Purchased Transportation VOMS	Annual Vehicle Revenue Miles	Annual Vehicle Revenue Hours
Demand Response	9,360	5	0	106,843	4,159
Total	9,360	5	0	106,843	4,159

Unlinked Passenger Trip per Vehicle Revenue Mile



Mode	Service Efficiency		Service Effectiveness		
	OE per VRM	OE per VRH	UPT per VRM	UPT per VRH	OE per UPT
Demand Response	\$1.57	\$40.33	0.1	2.3	\$17.92
Total	\$1.57	\$40.33	0.1	2.3	\$17.92

2023 Annual Agency Profile - Jackson County (NTD ID 41154)

2023 Funding Breakdown

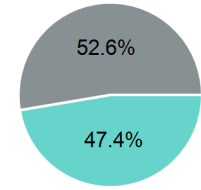
Summary of Operating Expenses (OE)

Mode	Operating Expenses	Fare Revenues
Demand Response	\$167,719	\$0
Total	\$167,719	\$0

Sources of Operating Funds Expended

Directly Generated	\$79,432
Federal Government	\$88,287
Local Government	\$0
State Government	\$0
Total Operating Funds Expended	\$167,719

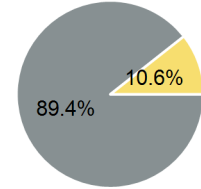
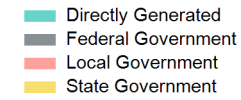
Operating Funding Sources



Sources of Capital Funds Expended

Directly Generated	\$0
Federal Government	\$100,045
Local Government	\$0
State Government	\$11,881
Total Capital Funds Expended	\$111,926

Capital Funding Sources



2023 Asset Management

Transit Asset Management (TAM) Tier	Tier II	TAM Sponsor NTD ID	4R03
--	---------	---------------------------	------

Metrics

Mode	Average Fleet Age in Years
Demand Response	4.0