

# 2023 Annual Agency Profile - Social Circle Area Transit (NTD ID 41155)

**Mailing Address:** 166 N CHEROKEE RD  
SOCIAL CIRCLE, GA

**Website:** <https://myfiles.dot.ga.gov/Intermodal/Transit/Profile>  
%20Sheets/Social%20Circle%20Transit.pdf

## Service Consumed

**Annual Unlinked Trips (UPT)** 983

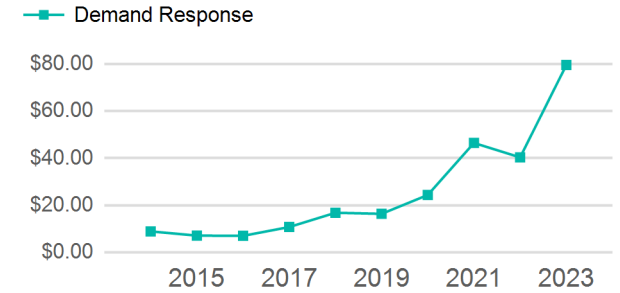
## Service Supplied

**Annual Vehicle Revenue Miles (VRM)** 2,528

**Annual Vehicle Revenue Hours (VRH)** 342

**Vehicles Operated in Maximum Service (VOMS)** 2

## Operating Expenses per Vehicle Revenue Mile



## Assets

**Revenue Vehicles** 2

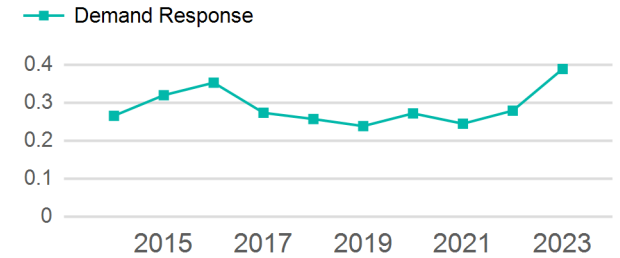
**Service Vehicles**

**Facilities**

## Modal Characteristics

Mode	Annual Unlinked Passenger Trips	Directly Operated VOMS	Purchased Transportation VOMS	Annual Vehicle Revenue Miles	Annual Vehicle Revenue Hours
Demand Response	983	2	0	2,528	342
<b>Total</b>	<b>983</b>	<b>2</b>	<b>0</b>	<b>2,528</b>	<b>342</b>

## Unlinked Passenger Trip per Vehicle Revenue Mile



## Metrics

### Service Efficiency

### Service Effectiveness

Mode	OE per VRM	OE per VRH	UPT per VRM	UPT per VRH	OE per UPT
Demand Response	\$30.91	\$228.51	0.4	2.9	\$79.50
<b>Total</b>	<b>\$30.91</b>	<b>\$228.51</b>	<b>0.4</b>	<b>2.9</b>	<b>\$79.50</b>

# 2023 Annual Agency Profile - Social Circle Area Transit (NTD ID 41155)

## 2023 Funding Breakdown

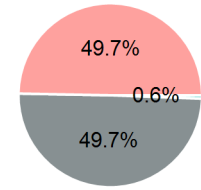
### Summary of Operating Expenses (OE)

Mode	Operating Expenses	Fare Revenues
Demand Response	\$78,151	\$0
<b>Total</b>	<b>\$78,151</b>	<b>\$0</b>

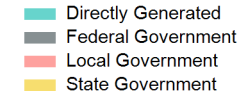
### Sources of Operating Funds Expended

Directly Generated	\$465
Federal Government	\$38,841
Local Government	\$38,845
State Government	\$0
<b>Total Operating Funds Expended</b>	<b>\$78,151</b>

### Operating Funding Sources



### Capital Funding Sources



### Sources of Capital Funds Expended

Directly Generated	\$0
Federal Government	\$0
Local Government	\$0
State Government	\$0
<b>Total Capital Funds Expended</b>	<b>\$0</b>

## 2023 Asset Management

<b>Transit Asset Management (TAM) Tier</b>	Tier II	<b>TAM Sponsor NTD ID</b>	4R03
--------------------------------------------	---------	---------------------------	------

### Metrics

Mode	Average Fleet Age in Years
Demand Response	6.5