

2023 Annual Agency Profile - Wilcox County (NTD ID 41156)

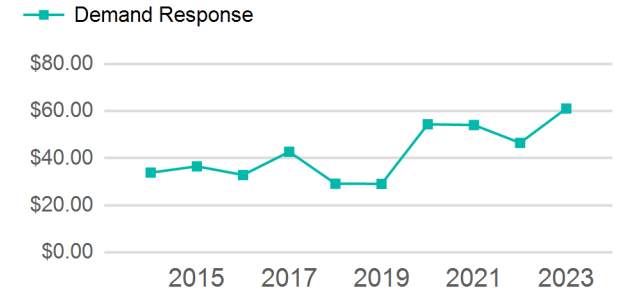
Mailing Address: 103 BROAD ST N
ABBEVILLE, GA

Website: <http://s955274909.onlinehome.us/transit-system>

Service Consumed

Annual Unlinked Trips (UPT) 2,475

Operating Expenses per Vehicle Revenue Mile



Assets

Revenue Vehicles 1
Service Vehicles
Facilities

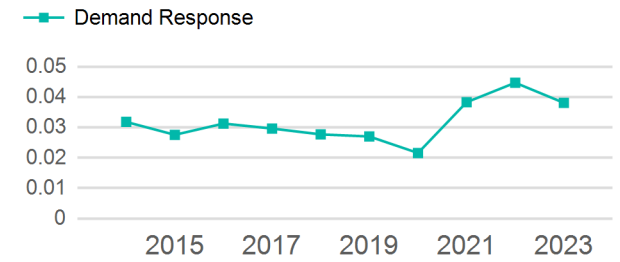
Service Supplied

Annual Vehicle Revenue Miles (VRM) 64,946
Annual Vehicle Revenue Hours (VRH) 2,237
Vehicles Operated in Maximum Service (VOMS) 2

Modal Characteristics

Mode	Annual Unlinked Passenger Trips	Directly Operated VOMS	Purchased Transportation VOMS	Annual Vehicle Revenue Miles	Annual Vehicle Revenue Hours
Demand Response	2,475	0	2	64,946	2,237
Total	2,475	0	2	64,946	2,237

Unlinked Passenger Trip per Vehicle Revenue Mile



Mode	Service Efficiency		Service Effectiveness		
	OE per VRM	OE per VRH	UPT per VRM	UPT per VRH	OE per UPT
Demand Response	\$2.33	\$67.59	0.0	1.1	\$61.09
Total	\$2.33	\$67.59	0.0	1.1	\$61.09

2023 Annual Agency Profile - Wilcox County (NTD ID 41156)

2023 Funding Breakdown

Summary of Operating Expenses (OE)

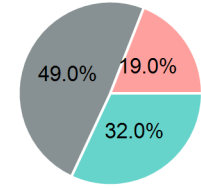
Mode	Operating Expenses	Fare Revenues
Demand Response	\$151,206	\$0
Total	\$151,206	\$0

Sources of Operating Funds Expended

Directly Generated	\$48,346
Federal Government	\$74,062
Local Government	\$28,798
State Government	\$0
Total Operating Funds Expended	\$151,206

Operating Funding Sources

■ Directly Generated
■ Federal Government
■ Local Government
■ State Government

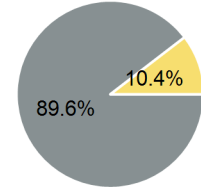


Sources of Capital Funds Expended

Directly Generated	\$0
Federal Government	\$98,253
Local Government	\$0
State Government	\$11,433
Total Capital Funds Expended	\$109,686

Capital Funding Sources

■ Directly Generated
■ Federal Government
■ Local Government
■ State Government



2023 Asset Management

Transit Asset Management (TAM) Tier	Tier II	TAM Sponsor NTD ID	4R03
--	---------	---------------------------	------

Metrics

Mode	Average Fleet Age in Years
Demand Response	4.0