

# 2023 Annual Agency Profile - Central Kentucky Community Action Council (NTD ID 41165)

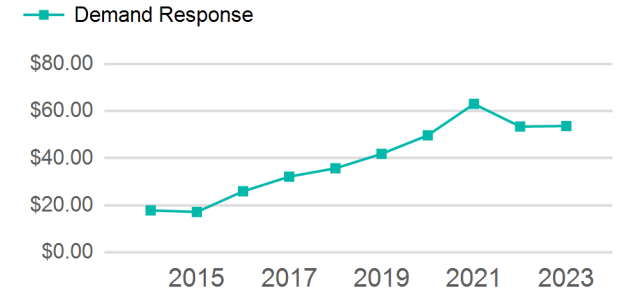
Mailing Address: 332 HOOD AVE  
LEBANON, KY

Website: <http://www.ckcac.org/>

## Service Consumed

Annual Unlinked Trips (UPT) 70,662

## Operating Expenses per Vehicle Revenue Mile



## Assets

Revenue Vehicles 93  
Service Vehicles  
Facilities 1

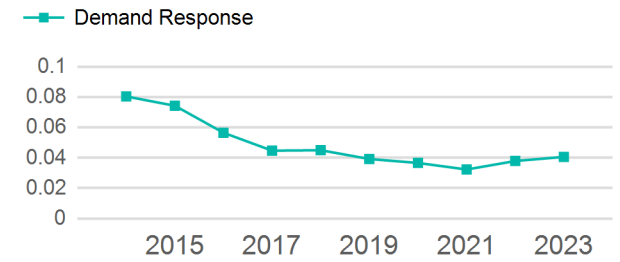
## Service Supplied

Annual Vehicle Revenue Miles (VRM) 1,740,160  
Annual Vehicle Revenue Hours (VRH) 73,979  
Vehicles Operated in Maximum Service (VOMS) 93

## Modal Characteristics

Mode	Annual Unlinked Passenger Trips	Directly Operated VOMS	Purchased Transportation VOMS	Annual Vehicle Revenue Miles	Annual Vehicle Revenue Hours
Demand Response	70,662	93	0	1,740,160	73,979
<b>Total</b>	<b>70,662</b>	<b>93</b>	<b>0</b>	<b>1,740,160</b>	<b>73,979</b>

## Unlinked Passenger Trip per Vehicle Revenue Mile



## Metrics

Mode	Service Efficiency		Service Effectiveness		
	OE per VRM	OE per VRH	UPT per VRM	UPT per VRH	OE per UPT
Demand Response	\$2.18	\$51.24	0.0	1.0	\$53.65
<b>Total</b>	<b>\$2.18</b>	<b>\$51.24</b>	<b>0.0</b>	<b>1.0</b>	<b>\$53.65</b>

# 2023 Annual Agency Profile - Central Kentucky Community Action Council (NTD ID 41165)

## 2023 Funding Breakdown

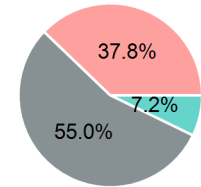
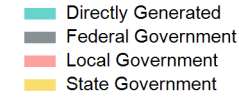
### Summary of Operating Expenses (OE)

Mode	Operating Expenses	Fare Revenues
Demand Response	\$3,791,035	\$0
<b>Total</b>	<b>\$3,791,035</b>	<b>\$0</b>

### Sources of Operating Funds Expended

Directly Generated	\$272,512
Federal Government	\$2,083,795
Local Government	\$1,434,728
State Government	\$0
<b>Total Operating Funds Expended</b>	<b>\$3,791,035</b>

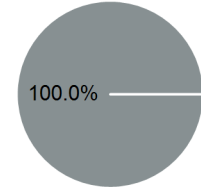
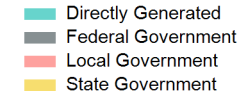
### Operating Funding Sources



### Sources of Capital Funds Expended

Directly Generated	\$0
Federal Government	\$108,561
Local Government	\$0
State Government	\$0
<b>Total Capital Funds Expended</b>	<b>\$108,561</b>

### Capital Funding Sources



## 2023 Asset Management

<b>Transit Asset Management (TAM) Tier</b>	Tier II	<b>TAM Sponsor NTD ID</b>	4R04
--	---------	---------------------------	------

### Metrics

Mode	Average Fleet Age in Years
Demand Response	5.2