

2023 Annual Agency Profile - Wilkes County Commission (NTD ID 41168)

Mailing Address: 23 E COURT ST STE 222
Washington, GA

Website: <https://www.wilkescountyga.org/transit>

Service Consumed

Annual Unlinked Trips (UPT) 8,630

Service Supplied

Annual Vehicle Revenue Miles (VRM) 67,800

Annual Vehicle Revenue Hours (VRH) 3,921

Vehicles Operated in Maximum Service (VOMS) 4

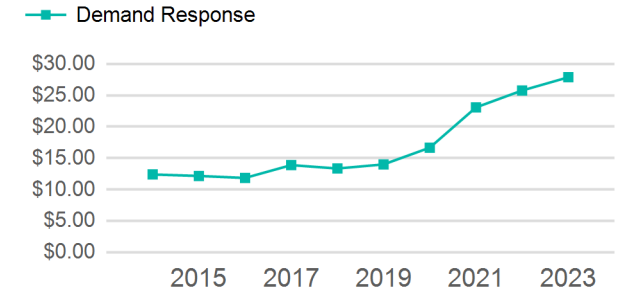
Assets

Revenue Vehicles 3

Service Vehicles

Facilities

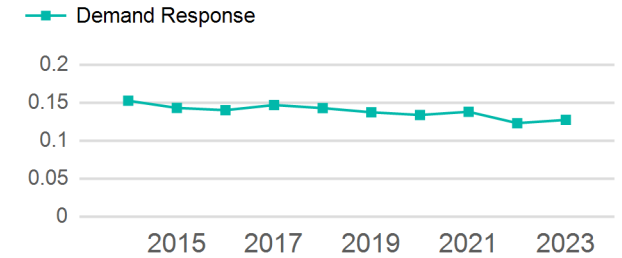
Operating Expenses per Vehicle Revenue Mile



Modal Characteristics

Mode	Annual Unlinked Passenger Trips	Directly Operated VOMS	Purchased Transportation VOMS	Annual Vehicle Revenue Miles	Annual Vehicle Revenue Hours
Demand Response	8,630	4	0	67,800	3,921
Total	8,630	4	0	67,800	3,921

Unlinked Passenger Trip per Vehicle Revenue Mile



Mode	Service Efficiency		Service Effectiveness		
	OE per VRM	OE per VRH	UPT per VRM	UPT per VRH	OE per UPT
Demand Response	\$3.55	\$61.34	0.1	2.2	\$27.87
Total	\$3.55	\$61.34	0.1	2.2	\$27.87

2023 Annual Agency Profile - Wilkes County Commission (NTD ID 41168)

2023 Funding Breakdown

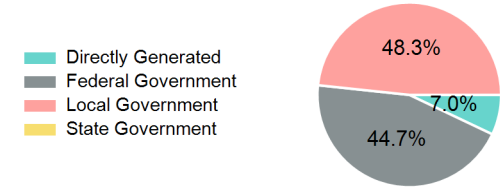
Summary of Operating Expenses (OE)

Mode	Operating Expenses	Fare Revenues
Demand Response	\$240,522	\$0
Total	\$240,522	\$0

Sources of Operating Funds Expended

Directly Generated	\$16,883
Federal Government	\$107,404
Local Government	\$116,235
State Government	\$0
Total Operating Funds Expended	\$240,522

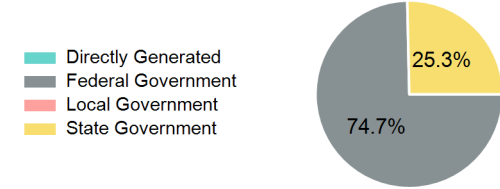
Operating Funding Sources



Sources of Capital Funds Expended

Directly Generated	\$0
Federal Government	\$165,449
Local Government	\$0
State Government	\$56,163
Total Capital Funds Expended	\$221,612

Capital Funding Sources



2023 Asset Management

Transit Asset Management (TAM) Tier	Tier II	TAM Sponsor NTD ID	4R03
--	---------	---------------------------	------

Metrics

Mode	Average Fleet Age in Years
Demand Response	2.3