

# 2023 Annual Agency Profile - Baker Council on Aging (NTD ID 41170)

**Mailing Address:** 9264 BUCK STARLING RD  
MACCLENNY, FL

**Website:** <http://www.bakercoa.org>

## Service Consumed

**Annual Unlinked Trips (UPT)** 22,462

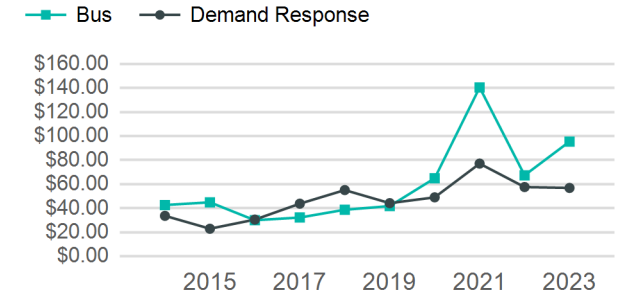
## Assets

**Revenue Vehicles** 24  
**Service Vehicles** 1  
**Facilities**

## Service Supplied

**Annual Vehicle Revenue Miles (VRM)** 452,093  
**Annual Vehicle Revenue Hours (VRH)** 34,777  
**Vehicles Operated in Maximum Service (VOMS)** 24

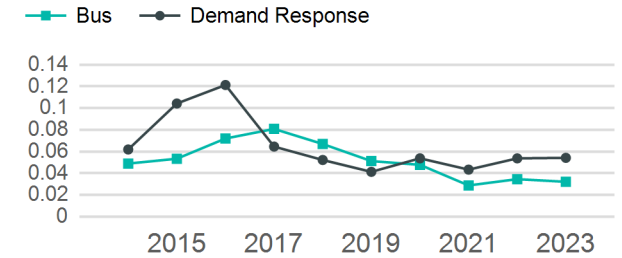
## Operating Expenses per Vehicle Revenue Mile



## Modal Characteristics

Mode	Annual Unlinked Passenger Trips	Directly Operated VOMS	Purchased Transportation VOMS	Annual Vehicle Revenue Miles	Annual Vehicle Revenue Hours
Demand Response	19,528	22	0	360,596	29,706
Bus	2,934	2	0	91,497	5,071
<b>Total</b>	<b>22,462</b>	<b>24</b>	<b>0</b>	<b>452,093</b>	<b>34,777</b>

## Unlinked Passenger Trip per Vehicle Revenue Mile



Mode	Service Efficiency		Service Effectiveness		
	OE per VRM	OE per VRH	UPT per VRM	UPT per VRH	OE per UPT
Demand Response	\$3.08	\$37.40	0.1	0.7	\$56.90
Bus	\$3.06	\$55.22	0.0	0.6	\$95.44
<b>Total</b>	<b>\$3.08</b>	<b>\$40.00</b>	<b>0.0</b>	<b>0.6</b>	<b>\$61.93</b>

# 2023 Annual Agency Profile - Baker Council on Aging (NTD ID 41170)

## 2023 Funding Breakdown

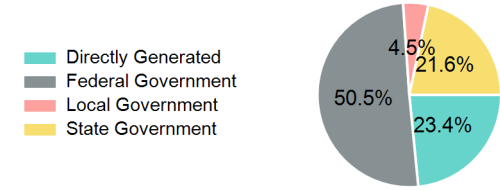
### Summary of Operating Expenses (OE)

Mode	Operating Expenses	Fare Revenues
Demand Response	\$1,111,050	\$0
Bus	\$280,023	\$0
<b>Total</b>	<b>\$1,391,073</b>	<b>\$0</b>


### Sources of Operating Funds Expended

Directly Generated	\$326,015
Federal Government	\$702,068
Local Government	\$61,950
State Government	\$301,040
<b>Total Operating Funds Expended</b>	<b>\$1,391,073</b>

### Operating Funding Sources



### Capital Funding Sources



### Sources of Capital Funds Expended

Directly Generated	\$0
Federal Government	\$0
Local Government	\$0
State Government	\$30,625
<b>Total Capital Funds Expended</b>	<b>\$30,625</b>

## 2023 Asset Management

<b>Transit Asset Management (TAM) Tier</b>	Tier II	<b>TAM Sponsor NTD ID</b>	4R02
--	---------	---------------------------	------

### Metrics

Mode	Average Fleet Age in Years
Demand Response	5.7
Bus	8.8