

2023 Annual Agency Profile - Walker County (NTD ID 41171)

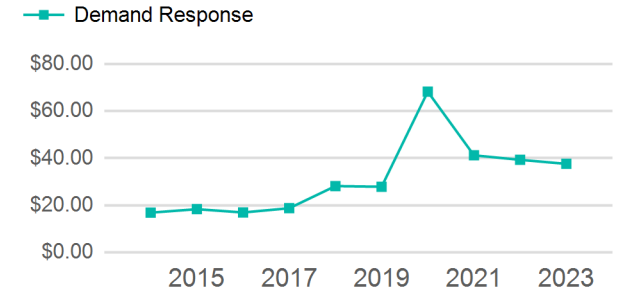
Mailing Address: 101 S DUKE ST
LA FAYETTE, GA

Website: <https://walkercountyga.gov/residents/walker-transit/>

Service Consumed

Annual Unlinked Trips (UPT) 31,847

Operating Expenses per Vehicle Revenue Mile



Assets

Revenue Vehicles 13
Service Vehicles
Facilities 1

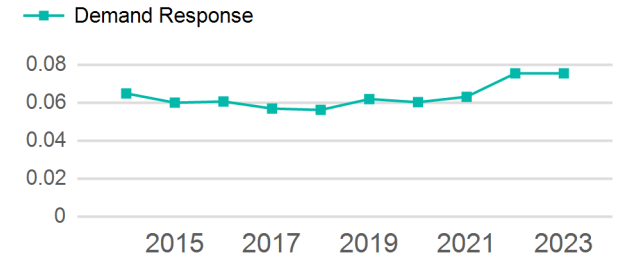
Service Supplied

Annual Vehicle Revenue Miles (VRM) 422,229
Annual Vehicle Revenue Hours (VRH) 23,352
Vehicles Operated in Maximum Service (VOMS) 13

Modal Characteristics

Mode	Annual Unlinked Passenger Trips	Directly Operated VOMS	Purchased Transportation VOMS	Annual Vehicle Revenue Miles	Annual Vehicle Revenue Hours
Demand Response	31,847	13	0	422,229	23,352
Total	31,847	13	0	422,229	23,352

Unlinked Passenger Trip per Vehicle Revenue Mile



Mode	Service Efficiency		Service Effectiveness		
	OE per VRM	OE per VRH	UPT per VRM	UPT per VRH	OE per UPT
Demand Response	\$2.84	\$51.26	0.1	1.4	\$37.59
Total	\$2.84	\$51.26	0.1	1.4	\$37.59

2023 Annual Agency Profile - Walker County (NTD ID 41171)

2023 Funding Breakdown

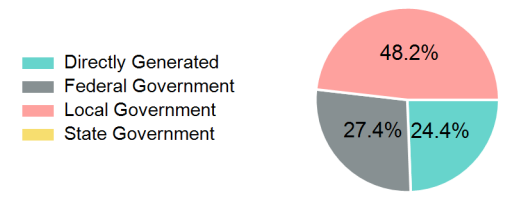
Summary of Operating Expenses (OE)

Mode	Operating Expenses	Fare Revenues
Demand Response	\$1,197,093	\$0
Total	\$1,197,093	\$0

Sources of Operating Funds Expended

Directly Generated	\$292,093
Federal Government	\$328,119
Local Government	\$576,881
State Government	\$0
Total Operating Funds Expended	\$1,197,093

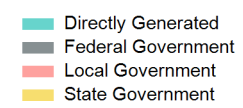
Operating Funding Sources



Capital Funding Sources

Sources of Capital Funds Expended

Directly Generated	\$0
Federal Government	\$0
Local Government	\$0
State Government	\$0
Total Capital Funds Expended	\$0



2023 Asset Management

Transit Asset Management (TAM) Tier	Tier II	TAM Sponsor NTD ID	4R03
--	---------	---------------------------	------

Metrics

Mode	Average Fleet Age in Years
Demand Response	3.8