

2023 Annual Agency Profile - Columbus County (NTD ID 41172)

Mailing Address: 127 W WEBSTER ST
WHITEVILLE, NC

Website: www.columbusco.org

Service Consumed

Annual Unlinked Trips (UPT) 26,620

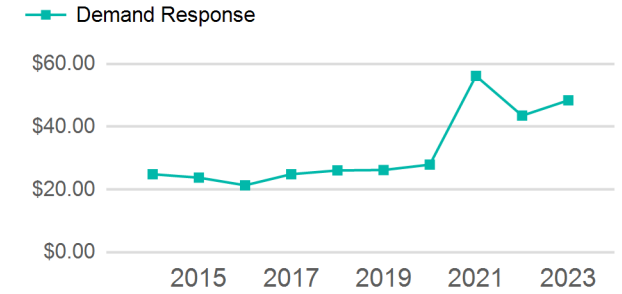
Assets

Revenue Vehicles 16
Service Vehicles
Facilities 1

Service Supplied

Annual Vehicle Revenue Miles (VRM) 409,116
Annual Vehicle Revenue Hours (VRH) 19,681
Vehicles Operated in Maximum Service (VOMS) 14

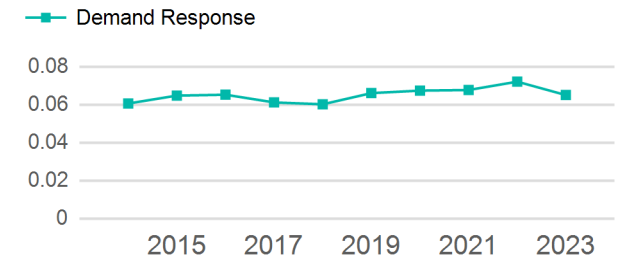
Operating Expenses per Vehicle Revenue Mile



Modal Characteristics

Mode	Annual Unlinked Passenger Trips	Directly Operated VOMS	Purchased Transportation VOMS	Annual Vehicle Revenue Miles	Annual Vehicle Revenue Hours
Demand Response	26,620	0	14	409,116	19,681
Total	26,620	0	14	409,116	19,681

Unlinked Passenger Trip per Vehicle Revenue Mile



Metrics

Service Efficiency

Service Effectiveness

Mode	OE per VRM	OE per VRH	UPT per VRM	UPT per VRH	OE per UPT
Demand Response	\$3.15	\$65.47	0.1	1.4	\$48.41
Total	\$3.15	\$65.47	0.1	1.4	\$48.41

2023 Annual Agency Profile - Columbus County (NTD ID 41172)

2023 Funding Breakdown

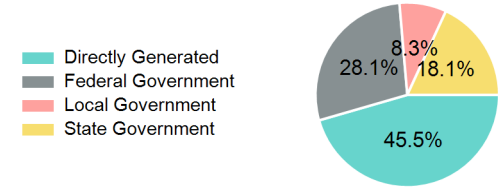
Summary of Operating Expenses (OE)

Mode	Operating Expenses	Fare Revenues
Demand Response	\$1,288,605	\$0
Total	\$1,288,605	\$0

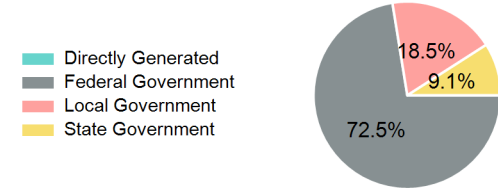
Sources of Operating Funds Expended

Directly Generated	\$586,937
Federal Government	\$361,820
Local Government	\$106,856
State Government	\$232,992
Total Operating Funds Expended	\$1,288,605

Operating Funding Sources



Capital Funding Sources



Sources of Capital Funds Expended

Directly Generated	\$0
Federal Government	\$170,387
Local Government	\$43,462
State Government	\$21,296
Total Capital Funds Expended	\$235,145

2023 Asset Management

Transit Asset Management (TAM) Tier	Tier II	TAM Sponsor NTD ID	4R06
--	---------	---------------------------	------

Metrics

Mode	Average Fleet Age in Years
Demand Response	5.4