

2023 Annual Agency Profile - Walker County Commission (NTD ID 41173)

Mailing Address: 1801 3RD AVE S STE 113
JASPER, AL

Website: <https://walkercountytransportationsystem.org>

Service Consumed

Annual Unlinked Trips (UPT) 6,106

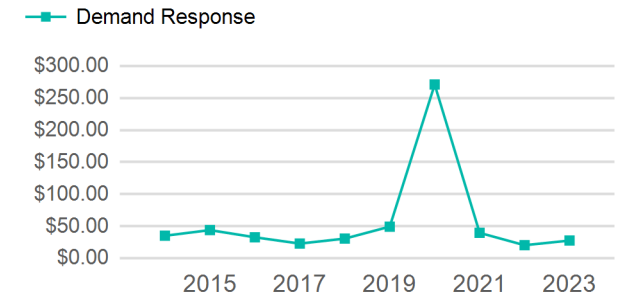
Assets

Revenue Vehicles 5
Service Vehicles
Facilities

Service Supplied

Annual Vehicle Revenue Miles (VRM) 35,021
Annual Vehicle Revenue Hours (VRH) 1,850
Vehicles Operated in Maximum Service (VOMS) 3

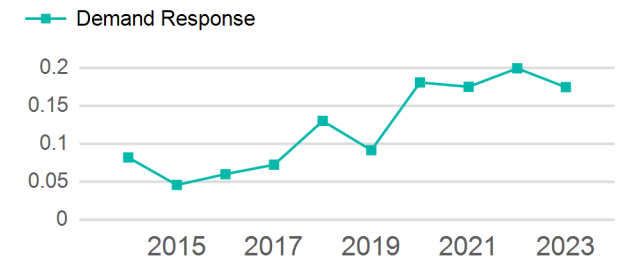
Operating Expenses per Vehicle Revenue Mile



Modal Characteristics

Mode	Annual Unlinked Passenger Trips	Directly Operated VOMS	Purchased Transportation VOMS	Annual Vehicle Revenue Miles	Annual Vehicle Revenue Hours
Demand Response	6,106	3	0	35,021	1,850
Total	6,106	3	0	35,021	1,850

Unlinked Passenger Trip per Vehicle Revenue Mile



Metrics

Mode	Service Efficiency		Service Effectiveness		
	OE per VRM	OE per VRH	UPT per VRM	UPT per VRH	OE per UPT
Demand Response	\$4.84	\$91.72	0.2	3.3	\$27.79
Total	\$4.84	\$91.72	0.2	3.3	\$27.79

2023 Annual Agency Profile - Walker County Commission (NTD ID 41173)

2023 Funding Breakdown

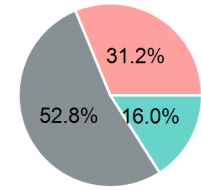
Summary of Operating Expenses (OE)

Mode	Operating Expenses	Fare Revenues
Demand Response	\$169,675	\$0
Total	\$169,675	\$0

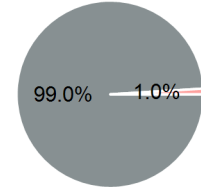
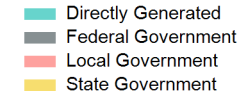
Sources of Operating Funds Expended

Directly Generated	\$27,078
Federal Government	\$89,619
Local Government	\$52,978
State Government	\$0
Total Operating Funds Expended	\$169,675

Operating Funding Sources



Capital Funding Sources



Sources of Capital Funds Expended

Directly Generated	\$0
Federal Government	\$127,911
Local Government	\$1,268
State Government	\$0
Total Capital Funds Expended	\$129,179

2023 Asset Management

Transit Asset Management (TAM) Tier	Tier II	TAM Sponsor NTD ID	4R01
--	---------	---------------------------	------

Metrics

Mode	Average Fleet Age in Years
Demand Response	5.8