

2023 Annual Agency Profile - Southwest Georgia RC (NTD ID 41177)

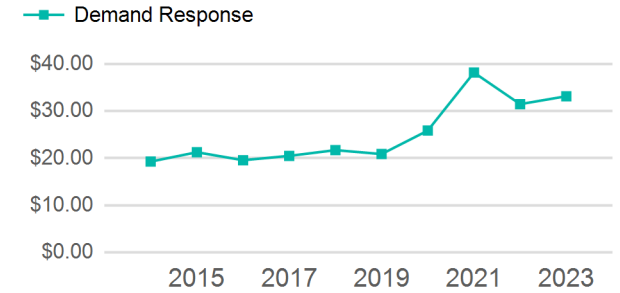
Mailing Address: 181 E BROAD ST
CAMILLA, GA

Website: <https://www.swgrc.org/southwest-georgia-regional-transit>

Service Consumed

Annual Unlinked Trips (UPT) 179,324

Operating Expenses per Vehicle Revenue Mile



Assets

Revenue Vehicles 71
Service Vehicles
Facilities

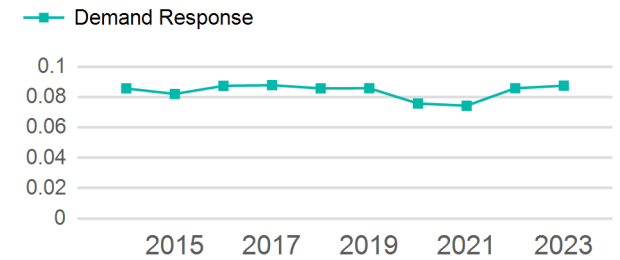
Service Supplied

Annual Vehicle Revenue Miles (VRM) 2,049,816
Annual Vehicle Revenue Hours (VRH) 105,988
Vehicles Operated in Maximum Service (VOMS) 72

Modal Characteristics

Mode	Annual Unlinked Passenger Trips	Directly Operated VOMS	Purchased Transportation VOMS	Annual Vehicle Revenue Miles	Annual Vehicle Revenue Hours
Demand Response	179,324	0	72	2,049,816	105,988
Total	179,324	0	72	2,049,816	105,988

Unlinked Passenger Trip per Vehicle Revenue Mile



Mode	Service Efficiency		Service Effectiveness		
	OE per VRM	OE per VRH	UPT per VRM	UPT per VRH	OE per UPT
Demand Response	\$2.90	\$56.06	0.1	1.7	\$33.14
Total	\$2.90	\$56.06	0.1	1.7	\$33.14

2023 Annual Agency Profile - Southwest Georgia RC (NTD ID 41177)

2023 Funding Breakdown

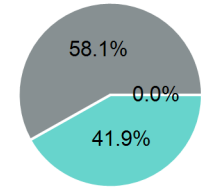
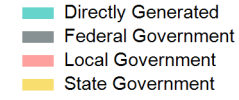
Summary of Operating Expenses (OE)

Mode	Operating Expenses	Fare Revenues
Demand Response	\$5,942,200	\$0
Total	\$5,942,200	\$0

Sources of Operating Funds Expended

Directly Generated	\$2,488,874
Federal Government	\$3,453,325
Local Government	\$1
State Government	\$0
Total Operating Funds Expended	\$5,942,200

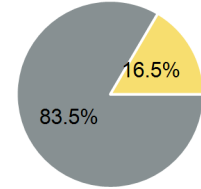
Operating Funding Sources



Sources of Capital Funds Expended

Directly Generated	\$0
Federal Government	\$1,189,482
Local Government	\$0
State Government	\$235,624
Total Capital Funds Expended	\$1,425,106

Capital Funding Sources



2023 Asset Management

Transit Asset Management (TAM) Tier	Tier II	TAM Sponsor NTD ID	4R03
--	---------	---------------------------	------

Metrics

Mode	Average Fleet Age in Years
Demand Response	4.5