

2023 Annual Agency Profile - Leslie, Knott, Letcher & Perry Community Action (NTD ID 41178)

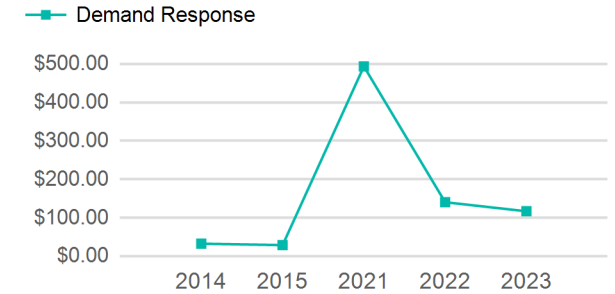
Mailing Address: 398 ROY CAMPBELL DR
HAZARD, KY

Website: <http://www.lklp.org/>

Service Consumed

Annual Unlinked Trips (UPT) 70,585

Operating Expenses per Vehicle Revenue Mile



Assets

Revenue Vehicles 79
Service Vehicles
Facilities 4

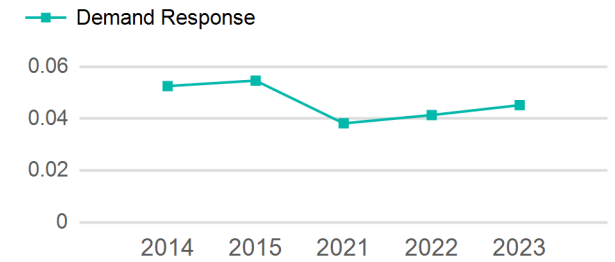
Service Supplied

Annual Vehicle Revenue Miles (VRM) 1,562,393
Annual Vehicle Revenue Hours (VRH) 85,006
Vehicles Operated in Maximum Service (VOMS) 53

Modal Characteristics

Mode	Annual Unlinked Passenger Trips	Directly Operated VOMS	Purchased Transportation VOMS	Annual Vehicle Revenue Miles	Annual Vehicle Revenue Hours
Demand Response	70,585	53	0	1,562,393	85,006
Total	70,585	53	0	1,562,393	85,006

Unlinked Passenger Trip per Vehicle Revenue Mile



Mode	Service Efficiency		Service Effectiveness		
	OE per VRM	OE per VRH	UPT per VRM	UPT per VRH	OE per UPT
Demand Response	\$5.29	\$97.30	0.0	0.8	\$117.18
Total	\$5.29	\$97.30	0.0	0.8	\$117.18

2023 Annual Agency Profile - Leslie, Knott, Letcher & Perry Community Action (NTD ID 41178)

2023 Funding Breakdown

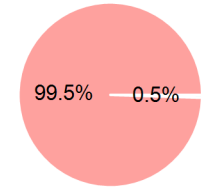
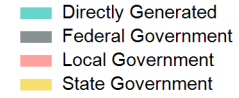
Summary of Operating Expenses (OE)

Mode	Operating Expenses	Fare Revenues
Demand Response	\$8,271,065	\$0
Total	\$8,271,065	\$0

Sources of Operating Funds Expended

Directly Generated	\$41,396
Federal Government	\$0
Local Government	\$8,229,669
State Government	\$0
Total Operating Funds Expended	\$8,271,065

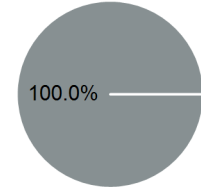
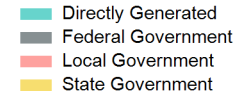
Operating Funding Sources



Sources of Capital Funds Expended

Directly Generated	\$0
Federal Government	\$395,922
Local Government	\$0
State Government	\$0
Total Capital Funds Expended	\$395,922

Capital Funding Sources



2023 Asset Management

Transit Asset Management (TAM) Tier	Tier II	TAM Sponsor NTD ID	4R04
--	---------	---------------------------	------

Metrics

Mode	Average Fleet Age in Years
Demand Response	5.5