

2023 Annual Agency Profile - Jackson County (NTD ID 41180)

Mailing Address: 102 E Laurel Steet STE 47
SCOTTSBORO, AL

Website: <https://www.jccoa.com/styled-2/>

Service Consumed

Annual Unlinked Trips (UPT) 14,626

Service Supplied

Annual Vehicle Revenue Miles (VRM) 84,036

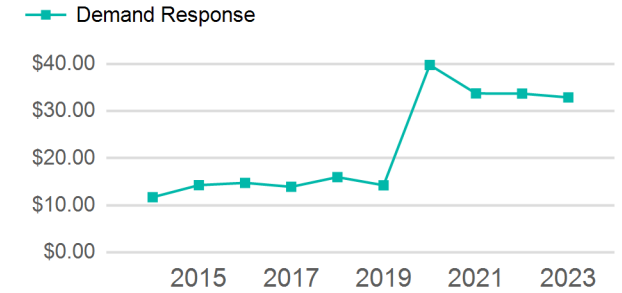
Annual Vehicle Revenue Hours (VRH) 4,632

Vehicles Operated in Maximum Service (VOMS) 8

Assets

Revenue Vehicles 10
Service Vehicles
Facilities

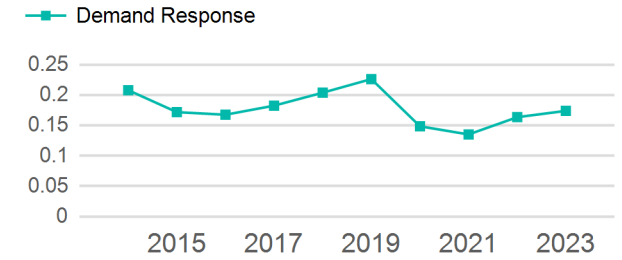
Operating Expenses per Vehicle Revenue Mile



Modal Characteristics

Mode	Annual Unlinked Passenger Trips	Directly Operated VOMS	Purchased Transportation VOMS	Annual Vehicle Revenue Miles	Annual Vehicle Revenue Hours
Demand Response	14,626	8	0	84,036	4,632
Total	14,626	8	0	84,036	4,632

Unlinked Passenger Trip per Vehicle Revenue Mile



Mode	Service Efficiency		Service Effectiveness		
	OE per VRM	OE per VRH	UPT per VRM	UPT per VRH	OE per UPT
Demand Response	\$5.72	\$103.84	0.2	3.2	\$32.88
Total	\$5.72	\$103.84	0.2	3.2	\$32.88

2023 Annual Agency Profile - Jackson County (NTD ID 41180)

2023 Funding Breakdown

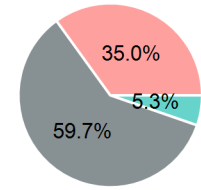
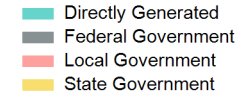
Summary of Operating Expenses (OE)

Mode	Operating Expenses	Fare Revenues
Demand Response	\$480,967	\$0
Total	\$480,967	\$0

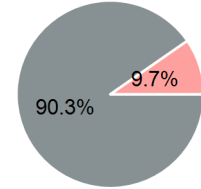
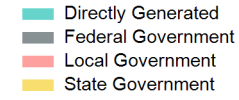
Sources of Operating Funds Expended

Directly Generated	\$25,479
Federal Government	\$287,258
Local Government	\$168,230
State Government	\$0
Total Operating Funds Expended	\$480,967

Operating Funding Sources



Capital Funding Sources



Sources of Capital Funds Expended

Directly Generated	\$0
Federal Government	\$325,294
Local Government	\$34,779
State Government	\$0
Total Capital Funds Expended	\$360,073

2023 Asset Management

Transit Asset Management (TAM) Tier	Tier II	TAM Sponsor NTD ID	4R01
--	---------	---------------------------	------

Metrics

Mode	Average Fleet Age in Years
Demand Response	6.0