

2023 Annual Agency Profile - Stanly County (NTD ID 41181)

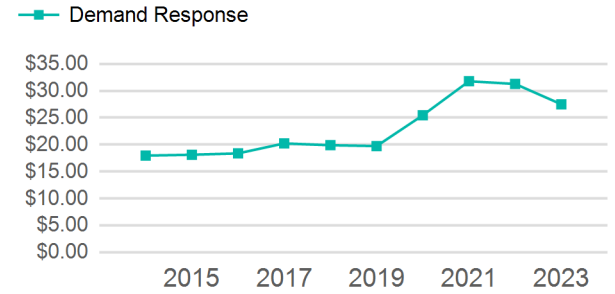
Mailing Address: 1000 N 1ST ST STE 10B
ALBEMARLE, NC

Website: <https://www.stanlycountync.gov/transportation/>

Service Consumed

Annual Unlinked Trips (UPT) 37,709

Operating Expenses per Vehicle Revenue Mile



Assets

Revenue Vehicles	17
Service Vehicles	1
Facilities	1

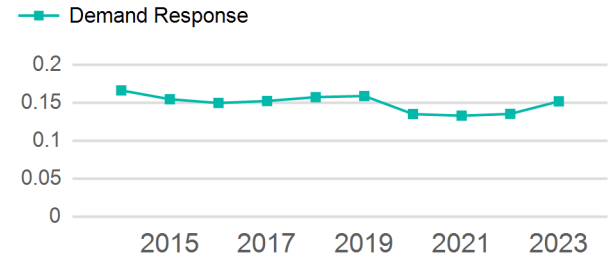
Service Supplied

Annual Vehicle Revenue Miles (VRM)	248,604
Annual Vehicle Revenue Hours (VRH)	15,513
Vehicles Operated in Maximum Service (VOMS)	10

Modal Characteristics

Mode	Annual Unlinked Passenger Trips	Directly Operated VOMS	Purchased Transportation VOMS	Annual Vehicle Revenue Miles	Annual Vehicle Revenue Hours
Demand Response	37,709	10	0	248,604	15,513
Total	37,709	10	0	248,604	15,513

Unlinked Passenger Trip per Vehicle Revenue Mile



Metrics

Service Efficiency

Service Effectiveness

Mode	OE per VRM	OE per VRH	UPT per VRM	UPT per VRH	OE per UPT
Demand Response	\$4.17	\$66.85	0.2	2.4	\$27.50
Total	\$4.17	\$66.85	0.2	2.4	\$27.50

2023 Annual Agency Profile - Stanly County (NTD ID 41181)

2023 Funding Breakdown

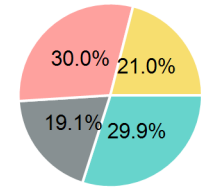
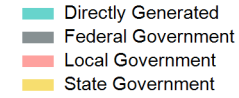
Summary of Operating Expenses (OE)

Mode	Operating Expenses	Fare Revenues
Demand Response	\$1,037,088	\$0
Total	\$1,037,088	\$0

Sources of Operating Funds Expended

Directly Generated	\$310,363
Federal Government	\$197,760
Local Government	\$311,252
State Government	\$217,713
Total Operating Funds Expended	\$1,037,088

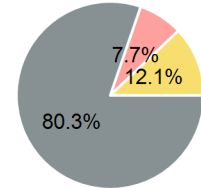
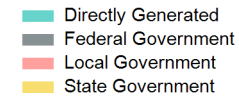
Operating Funding Sources



Sources of Capital Funds Expended

Directly Generated	\$0
Federal Government	\$214,766
Local Government	\$20,527
State Government	\$32,275
Total Capital Funds Expended	\$267,568

Capital Funding Sources



2023 Asset Management

Transit Asset Management (TAM) Tier	Tier II	TAM Sponsor NTD ID	4R06
--	---------	---------------------------	------

Metrics

Mode	Average Fleet Age in Years
Demand Response	5.5