

# 2023 Annual Agency Profile - Municipality of Comerio (NTD ID 41182)

**Mailing Address:** 13 CALLE JOSE DE DIEGO  
COMERIO, PR

**Website:**

## Geographic Coverage

**Primary Urbanized/Rural Area** San Juan, PR  
**Service Area Population** 18,883  
**Service Area Sq. Miles** 28  
**Other Areas Served:**

## Assets

**Revenue Vehicles** 3  
**Service Vehicles**  
**Facilities** 1

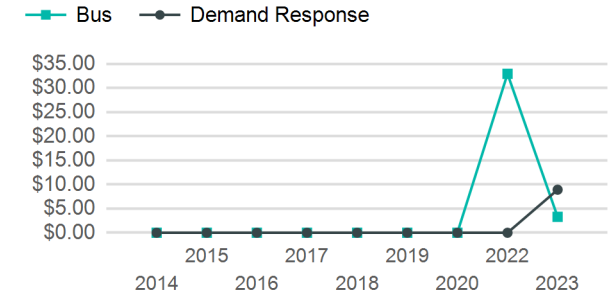
## Service Consumed

**Annual Unlinked Trips (UPT)** 5,336

## Service Supplied

**Annual Vehicle Revenue Miles (VRM)** 14,785  
**Annual Vehicle Revenue Hours (VRH)** 1,552  
**Vehicles Operated in Maximum Service (VOMS)** 3

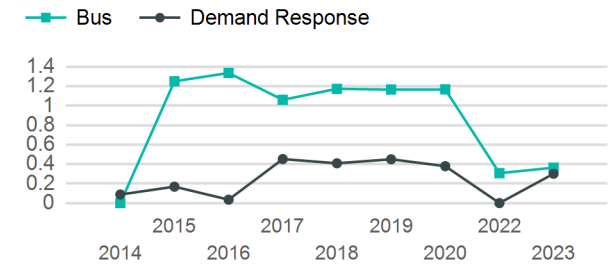
## Operating Expenses per Vehicle Revenue Mile



## Modal Characteristics

Mode	Annual Unlinked Passenger Trips	Directly Operated VOMS	Purchased Transportation VOMS	Annual Vehicle Revenue Miles	Annual Vehicle Revenue Hours
Bus	5,168	2	0	14,227	1,466
Demand Response	168	1	0	558	86
<b>Total</b>	<b>5,336</b>	<b>3</b>	<b>0</b>	<b>14,785</b>	<b>1,552</b>

## Unlinked Passenger Trip per Vehicle Revenue Mile



## Metrics

### Service Efficiency

### Service Effectiveness

Mode	OE per VRM	OE per VRH	UPT per VRM	UPT per VRH	OE per UPT
Bus	\$3.28	\$31.87	0.4	3.5	\$9.04
Demand Response	\$8.92	\$57.88	0.3	2.0	\$29.63
<b>Total</b>	<b>\$3.50</b>	<b>\$33.32</b>	<b>0.4</b>	<b>3.4</b>	<b>\$9.69</b>

# 2023 Annual Agency Profile - Municipality of Comerio (NTD ID 41182)

## 2023 Funding Breakdown

### Summary of Operating Expenses (OE)

Mode	Operating Expenses	Fare Revenues
Bus	\$46,727	\$0
Demand Response	\$4,978	\$0
<b>Total</b>	<b>\$51,705</b>	<b>\$0</b>

### Sources of Operating Funds Expended

Directly Generated	\$0
Federal Government	\$0
Local Government	\$51,705
State Government	\$0
<b>Total Operating Funds Expended</b>	<b>\$51,705</b>

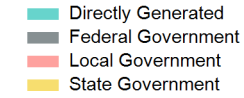
### Operating Funding Sources



### Capital Funding Sources

### Sources of Capital Funds Expended

Directly Generated	\$0
Federal Government	\$0
Local Government	\$0
State Government	\$0
<b>Total Capital Funds Expended</b>	<b>\$0</b>



## 2023 Asset Management

<b>Transit Asset Management (TAM) Tier</b>	Tier II	<b>TAM Sponsor NTD ID</b>	4R09
--	---------	---------------------------	------

### Metrics

Mode	Average Fleet Age in Years
Bus	10.0
Demand Response	11.0