

2023 Annual Agency Profile - Aaron E. Henry Community Health Services Center, Inc. (NTD ID 41183)

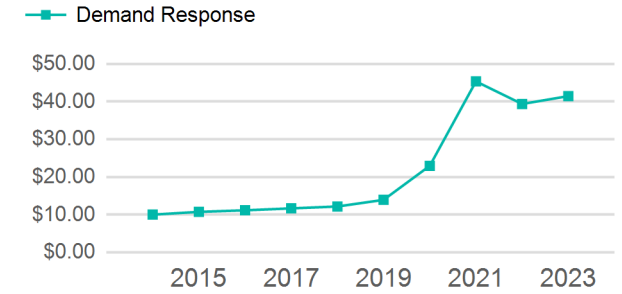
Mailing Address: 510 HIGHWAY 322
CLARKSDALE, MS

Website: www.aehchc.org

Service Consumed

Annual Unlinked Trips (UPT) 41,798

Operating Expenses per Vehicle Revenue Mile



Assets

Revenue Vehicles	43
Service Vehicles	2
Facilities	1

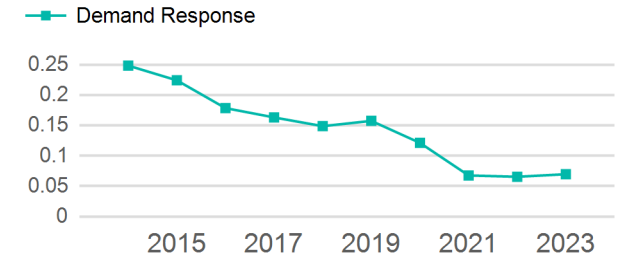
Service Supplied

Annual Vehicle Revenue Miles (VRM)	599,320
Annual Vehicle Revenue Hours (VRH)	22,569
Vehicles Operated in Maximum Service (VOMS)	21

Modal Characteristics

Mode	Annual Unlinked Passenger Trips	Directly Operated VOMS	Purchased Transportation VOMS	Annual Vehicle Revenue Miles	Annual Vehicle Revenue Hours
Demand Response	41,798	21	0	599,320	22,569
Total	41,798	21	0	599,320	22,569

Unlinked Passenger Trip per Vehicle Revenue Mile



Mode	Service Efficiency		Service Effectiveness		
	OE per VRM	OE per VRH	UPT per VRM	UPT per VRH	OE per UPT
Demand Response	\$2.89	\$76.78	0.1	1.9	\$41.46
Total	\$2.89	\$76.78	0.1	1.9	\$41.46

2023 Annual Agency Profile - Aaron E. Henry Community Health Services Center, Inc. (NTD ID 41183)

2023 Funding Breakdown

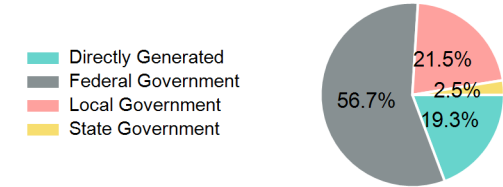
Summary of Operating Expenses (OE)

Mode	Operating Expenses	Fare Revenues
Demand Response	\$1,732,849	\$0
Total	\$1,732,849	\$0

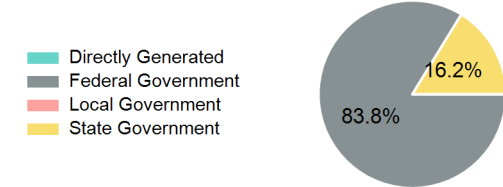
Sources of Operating Funds Expended

Directly Generated	\$333,584
Federal Government	\$983,229
Local Government	\$372,129
State Government	\$43,907
Total Operating Funds Expended	\$1,732,849

Operating Funding Sources



Capital Funding Sources



Sources of Capital Funds Expended

Directly Generated	\$0
Federal Government	\$302,083
Local Government	\$0
State Government	\$58,535
Total Capital Funds Expended	\$360,618

2023 Asset Management

Transit Asset Management (TAM) Tier	Tier II	TAM Sponsor NTD ID	4R05
--	---------	---------------------------	------

Metrics

Mode	Average Fleet Age in Years
Demand Response	7.1