

2023 Annual Agency Profile - Tri-County Community Council, Inc (NTD ID 41186)

Mailing Address: 302 N OKLAHOMA ST
Bonifay, FL

Website: <http://www.tricountycommunitycouncil.com>

Service Consumed

Annual Unlinked Trips (UPT) 63,228

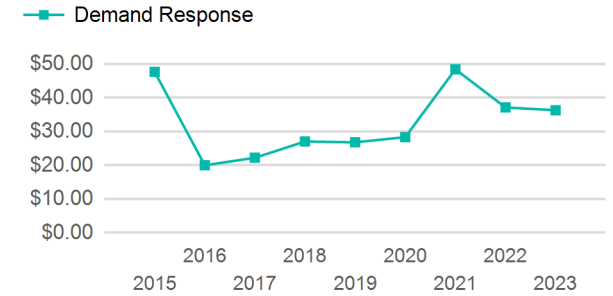
Service Supplied

Annual Vehicle Revenue Miles (VRM) 604,045

Annual Vehicle Revenue Hours (VRH) 25,942

Vehicles Operated in Maximum Service (VOMS) 24

Operating Expenses per Vehicle Revenue Mile



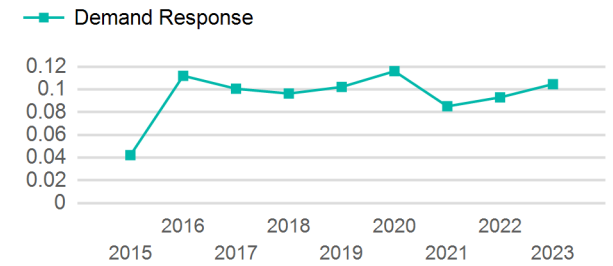
Assets

Revenue Vehicles	39
Service Vehicles	1
Facilities	4

Modal Characteristics

Mode	Annual Unlinked Passenger Trips	Directly Operated VOMS	Purchased Transportation VOMS	Annual Vehicle Revenue Miles	Annual Vehicle Revenue Hours
Demand Response	63,228	24	0	604,045	25,942
Total	63,228	24	0	604,045	25,942

Unlinked Passenger Trip per Vehicle Revenue Mile



Mode	Service Efficiency		Service Effectiveness		
	OE per VRM	OE per VRH	UPT per VRM	UPT per VRH	OE per UPT
Demand Response	\$3.80	\$88.42	0.1	2.4	\$36.28
Total	\$3.80	\$88.42	0.1	2.4	\$36.28

2023 Annual Agency Profile - Tri-County Community Council, Inc (NTD ID 41186)

2023 Funding Breakdown

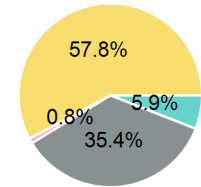
Summary of Operating Expenses (OE)

Mode	Operating Expenses	Fare Revenues
Demand Response	\$2,293,820	\$0
Total	\$2,293,820	\$0

Sources of Operating Funds Expended

Directly Generated	\$135,946
Federal Government	\$811,894
Local Government	\$19,300
State Government	\$1,326,680
Total Operating Funds Expended	\$2,293,820

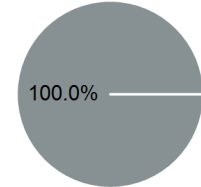
Operating Funding Sources



Sources of Capital Funds Expended

Directly Generated	\$0
Federal Government	\$11,915
Local Government	\$0
State Government	\$0
Total Capital Funds Expended	\$11,915

Capital Funding Sources



2023 Asset Management

Transit Asset Management (TAM) Tier	Tier II	TAM Sponsor NTD ID	4R02
--	---------	---------------------------	------

Metrics

Mode	Average Fleet Age in Years
Demand Response	7.3