

# 2023 Annual Agency Profile - Robeson County (NTD ID 41187)

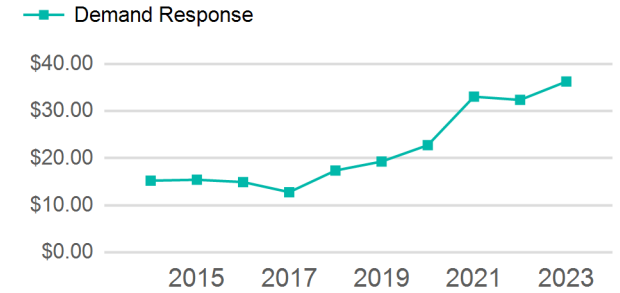
**Mailing Address:** 550 N CHESTNUT ST  
LUMBERTON, NC

**Website:** <http://www.co.robeson.nc.us>

## Service Consumed

**Annual Unlinked Trips (UPT)** 40,842

## Operating Expenses per Vehicle Revenue Mile



## Assets

**Revenue Vehicles** 17  
**Service Vehicles**  
**Facilities**

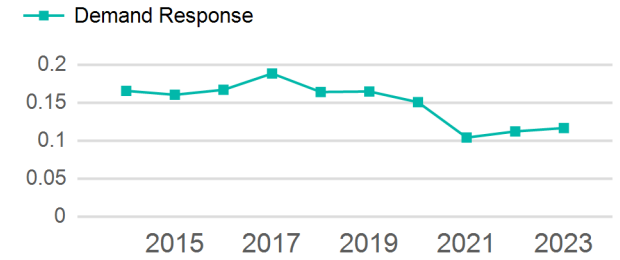
## Service Supplied

**Annual Vehicle Revenue Miles (VRM)** 350,336  
**Annual Vehicle Revenue Hours (VRH)** 17,176  
**Vehicles Operated in Maximum Service (VOMS)** 11

## Modal Characteristics

Mode	Annual Unlinked Passenger Trips	Directly Operated VOMS	Purchased Transportation VOMS	Annual Vehicle Revenue Miles	Annual Vehicle Revenue Hours
Demand Response	40,842	11	0	350,336	17,176
<b>Total</b>	<b>40,842</b>	<b>11</b>	<b>0</b>	<b>350,336</b>	<b>17,176</b>

## Unlinked Passenger Trip per Vehicle Revenue Mile



Mode	Service Efficiency		Service Effectiveness		
	OE per VRM	OE per VRH	UPT per VRM	UPT per VRH	OE per UPT
Demand Response	\$4.23	\$86.18	0.1	2.4	\$36.24
<b>Total</b>	<b>\$4.23</b>	<b>\$86.18</b>	<b>0.1</b>	<b>2.4</b>	<b>\$36.24</b>

# 2023 Annual Agency Profile - Robeson County (NTD ID 41187)

## 2023 Funding Breakdown

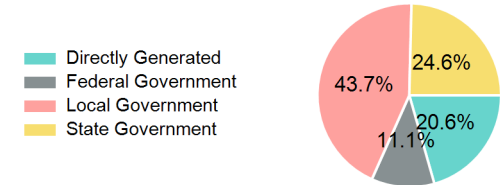
### Summary of Operating Expenses (OE)

Mode	Operating Expenses	Fare Revenues
Demand Response	\$1,480,202	\$0
<b>Total</b>	<b>\$1,480,202</b>	<b>\$0</b>

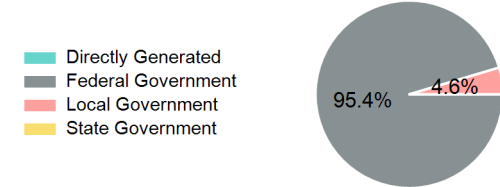
### Sources of Operating Funds Expended

Directly Generated	\$304,814
Federal Government	\$164,302
Local Government	\$646,809
State Government	\$364,277
<b>Total Operating Funds Expended</b>	<b>\$1,480,202</b>

### Operating Funding Sources



### Capital Funding Sources



### Sources of Capital Funds Expended

Directly Generated	\$0
Federal Government	\$11,008
Local Government	\$531
State Government	\$0
<b>Total Capital Funds Expended</b>	<b>\$11,539</b>

## 2023 Asset Management

<b>Transit Asset Management (TAM) Tier</b>	Tier II	<b>TAM Sponsor NTD ID</b>	4R06
--	---------	---------------------------	------

### Metrics

Mode	Average Fleet Age in Years
Demand Response	5.2