

2023 Annual Agency Profile - Area Referral & Information Services for the Elderly (NTD ID 41188)

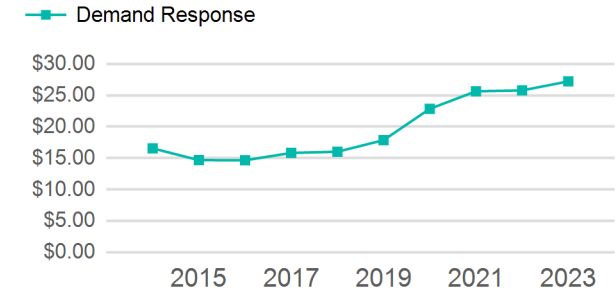
Mailing Address: 175 ALIANT PKWY
ALEXANDER CITY, AL

Website: arisetransportation.org

Service Consumed

Annual Unlinked Trips (UPT) 10,201

Operating Expenses per Vehicle Revenue Mile



Assets

Revenue Vehicles 6
Service Vehicles
Facilities

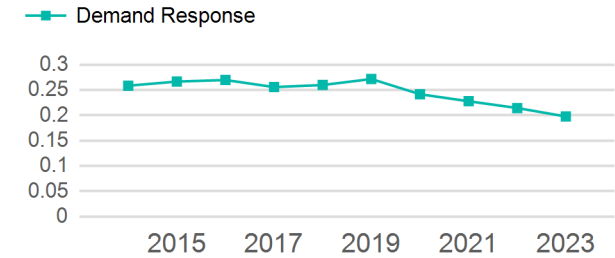
Service Supplied

Annual Vehicle Revenue Miles (VRM) 51,589
Annual Vehicle Revenue Hours (VRH) 4,721
Vehicles Operated in Maximum Service (VOMS) 5

Modal Characteristics

Mode	Annual Unlinked Passenger Trips	Directly Operated VOMS	Purchased Transportation VOMS	Annual Vehicle Revenue Miles	Annual Vehicle Revenue Hours
Demand Response	10,201	5	0	51,589	4,721
Total	10,201	5	0	51,589	4,721

Unlinked Passenger Trip per Vehicle Revenue Mile



Mode	Service Efficiency		Service Effectiveness		
	OE per VRM	OE per VRH	UPT per VRM	UPT per VRH	OE per UPT
Demand Response	\$5.38	\$58.80	0.2	2.2	\$27.21
Total	\$5.38	\$58.80	0.2	2.2	\$27.21

2023 Annual Agency Profile - Area Referral & Information Services for the Elderly (NTD ID 41188)

2023 Funding Breakdown

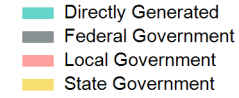
Summary of Operating Expenses (OE)

Mode	Operating Expenses	Fare Revenues
Demand Response	\$277,589	\$0
Total	\$277,589	\$0

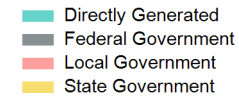
Sources of Operating Funds Expended

Directly Generated	\$27,427
Federal Government	\$171,043
Local Government	\$79,119
State Government	\$0
Total Operating Funds Expended	\$277,589

Operating Funding Sources



Capital Funding Sources



Sources of Capital Funds Expended

Directly Generated	\$0
Federal Government	\$102,144
Local Government	\$3,799
State Government	\$0
Total Capital Funds Expended	\$105,943

2023 Asset Management

Transit Asset Management (TAM) Tier	Tier II	TAM Sponsor NTD ID	4R01
--	---------	---------------------------	------

Metrics

Mode	Average Fleet Age in Years
Demand Response	5.3