

# 2023 Annual Agency Profile - Macon County (NTD ID 41191)

**Mailing Address:** 5 W MAIN ST  
FRANKLIN, NC

**Website:** <http://www.maconnc.org/transit.html>

## Service Consumed

Annual Unlinked Trips (UPT) 42,835

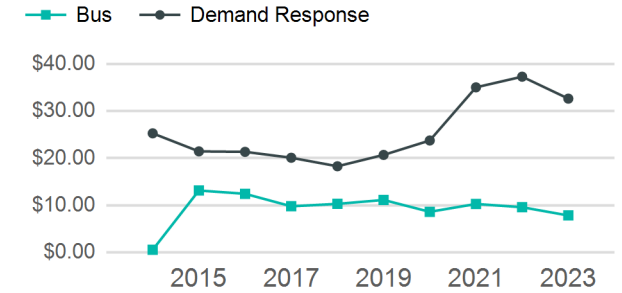
## Assets

Revenue Vehicles 16  
Service Vehicles  
Facilities 1

## Service Supplied

Annual Vehicle Revenue Miles (VRM) 417,396  
Annual Vehicle Revenue Hours (VRH) 24,340  
Vehicles Operated in Maximum Service (VOMS) 12

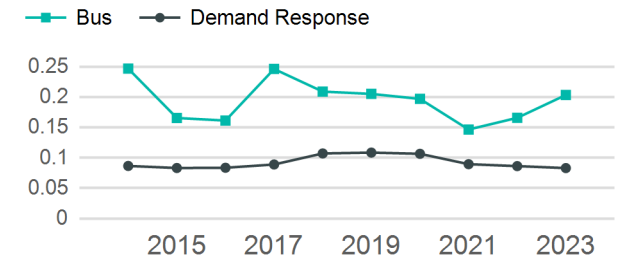
## Operating Expenses per Vehicle Revenue Mile



## Modal Characteristics

Mode	Annual Unlinked Passenger Trips	Directly Operated VOMS	Purchased Transportation VOMS	Annual Vehicle Revenue Miles	Annual Vehicle Revenue Hours
Demand Response	29,063	9	0	349,726	19,400
Bus	13,772	3	0	67,670	4,940
<b>Total</b>	<b>42,835</b>	<b>12</b>	<b>0</b>	<b>417,396</b>	<b>24,340</b>

## Unlinked Passenger Trip per Vehicle Revenue Mile



## Metrics

### Service Efficiency

### Service Effectiveness

Mode	OE per VRM	OE per VRH	UPT per VRM	UPT per VRH	OE per UPT
Demand Response	\$2.71	\$48.88	0.1	1.5	\$32.63
Bus	\$1.60	\$21.89	0.2	2.8	\$7.85
<b>Total</b>	<b>\$2.53</b>	<b>\$43.40</b>	<b>0.1</b>	<b>1.8</b>	<b>\$24.66</b>

# 2023 Annual Agency Profile - Macon County (NTD ID 41191)

## 2023 Funding Breakdown

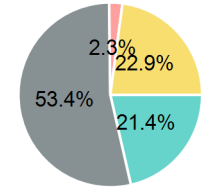
### Summary of Operating Expenses (OE)

Mode	Operating Expenses	Fare Revenues
Demand Response	\$948,291	\$0
Bus	\$108,123	\$0
<b>Total</b>	<b>\$1,056,414</b>	<b>\$0</b>

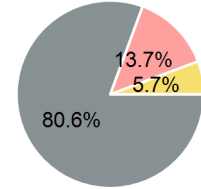
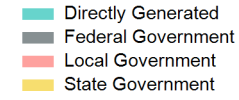
### Sources of Operating Funds Expended

Directly Generated	\$226,040
Federal Government	\$564,193
Local Government	\$24,561
State Government	\$241,620
<b>Total Operating Funds Expended</b>	<b>\$1,056,414</b>

### Operating Funding Sources



### Capital Funding Sources



### Sources of Capital Funds Expended

Directly Generated	\$0
Federal Government	\$511,786
Local Government	\$86,805
State Government	\$36,257
<b>Total Capital Funds Expended</b>	<b>\$634,848</b>

## 2023 Asset Management

Transit Asset Management (TAM) Tier: Tier II TAM Sponsor NTD ID: 4R06

### Metrics

Mode	Average Fleet Age in Years
Demand Response	4.8
Bus	5.3