

2023 Annual Agency Profile - Bolivar County Council On Aging, Inc. (NTD ID 41192)

Mailing Address: 800 S DAVIS AVE
CLEVELAND, MS

Website: <http://www.co.bolivar.ms.us/bccoa.htm>

Service Consumed

Annual Unlinked Trips (UPT) 79,890

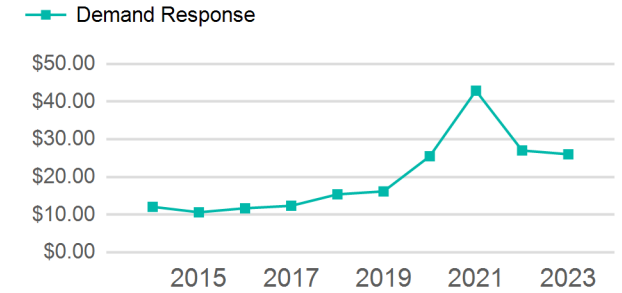
Assets

Revenue Vehicles 82
Service Vehicles 1
Facilities 1

Service Supplied

Annual Vehicle Revenue Miles (VRM) 1,578,890
Annual Vehicle Revenue Hours (VRH) 67,304
Vehicles Operated in Maximum Service (VOMS) 45

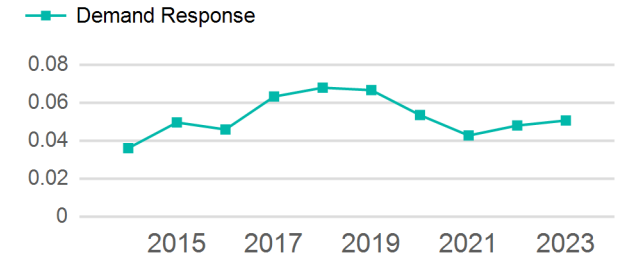
Operating Expenses per Vehicle Revenue Mile



Modal Characteristics

Mode	Annual Unlinked Passenger Trips	Directly Operated VOMS	Purchased Transportation VOMS	Annual Vehicle Revenue Miles	Annual Vehicle Revenue Hours
Demand Response	79,890	45	0	1,578,890	67,304
Total	79,890	45	0	1,578,890	67,304

Unlinked Passenger Trip per Vehicle Revenue Mile



Mode	Service Efficiency		Service Effectiveness		
	OE per VRM	OE per VRH	UPT per VRM	UPT per VRH	OE per UPT
Demand Response	\$1.32	\$30.91	0.1	1.2	\$26.04
Total	\$1.32	\$30.91	0.1	1.2	\$26.04

2023 Annual Agency Profile - Bolivar County Council On Aging, Inc. (NTD ID 41192)

2023 Funding Breakdown

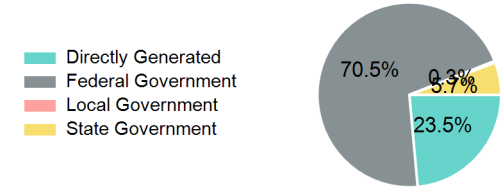
Summary of Operating Expenses (OE)

Mode	Operating Expenses	Fare Revenues
Demand Response	\$2,080,081	\$0
Total	\$2,080,081	\$0

Sources of Operating Funds Expended

Directly Generated	\$489,852
Federal Government	\$1,465,631
Local Government	\$6,500
State Government	\$118,098
Total Operating Funds Expended	\$2,080,081

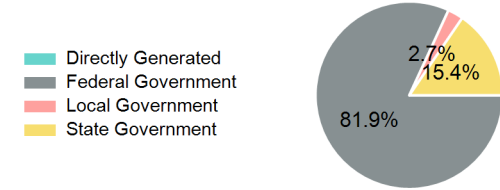
Operating Funding Sources



Sources of Capital Funds Expended

Directly Generated	\$0
Federal Government	\$561,902
Local Government	\$18,472
State Government	\$105,946
Total Capital Funds Expended	\$686,320

Capital Funding Sources



2023 Asset Management

Transit Asset Management (TAM) Tier	Tier II	TAM Sponsor NTD ID	4R05
--	---------	---------------------------	------

Metrics

Mode	Average Fleet Age in Years
Demand Response	5.5