

# 2023 Annual Agency Profile - Mississippi Band of Choctaw Indians (NTD ID 44925)

**Mailing Address:** 101 INDUSTRIAL RD  
CHOCTAW, MS

**Website:** <http://www.choctaw.org/>

## Geographic Coverage

**Primary Urbanized/Rural Area** Mississippi Non-UZA  
**Other Areas Served:**

## Assets

**Revenue Vehicles** 19  
**Service Vehicles** 3  
**Facilities** 1

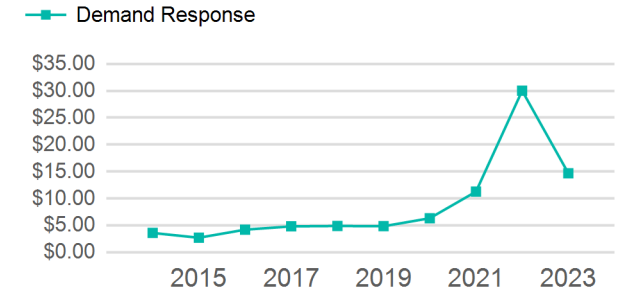
## Service Consumed

**Annual Unlinked Trips (UPT)** 89,850

## Service Supplied

**Annual Vehicle Revenue Miles (VRM)** 181,596  
**Annual Vehicle Revenue Hours (VRH)** 16,527  
**Vehicles Operated in Maximum Service (VOMS)** 11

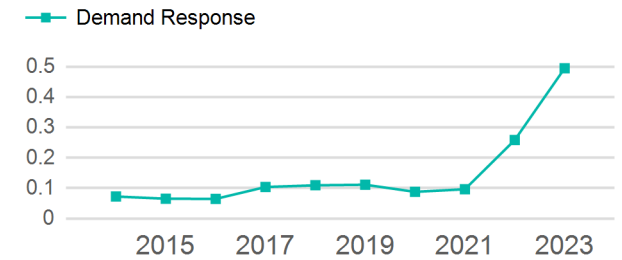
## Operating Expenses per Vehicle Revenue Mile



## Modal Characteristics

Mode	Annual Unlinked Passenger Trips	Directly Operated VOMS	Purchased Transportation VOMS	Annual Vehicle Revenue Miles	Annual Vehicle Revenue Hours
Demand Response	89,850	11	0	181,596	16,527
<b>Total</b>	<b>89,850</b>	<b>11</b>	<b>0</b>	<b>181,596</b>	<b>16,527</b>

## Unlinked Passenger Trip per Vehicle Revenue Mile



## Metrics

### Service Efficiency

### Service Effectiveness

Mode	OE per VRM	OE per VRH	UPT per VRM	UPT per VRH	OE per UPT
Demand Response	\$14.71	\$161.59	0.5	5.4	\$29.72
<b>Total</b>	<b>\$14.71</b>	<b>\$161.59</b>	<b>0.5</b>	<b>5.4</b>	<b>\$29.72</b>

# 2023 Annual Agency Profile - Mississippi Band of Choctaw Indians (NTD ID 44925)

## 2023 Funding Breakdown

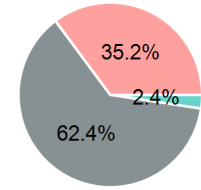
### Summary of Operating Expenses (OE)

Mode	Operating Expenses	Fare Revenues
Demand Response	\$2,670,581	\$0
<b>Total</b>	<b>\$2,670,581</b>	<b>\$0</b>

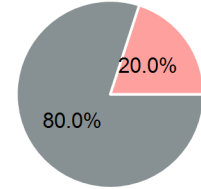
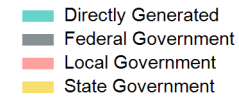
### Sources of Operating Funds Expended

Directly Generated	\$63,396
Federal Government	\$1,667,149
Local Government	\$940,036
State Government	\$0
<b>Total Operating Funds Expended</b>	<b>\$2,670,581</b>

### Operating Funding Sources



### Capital Funding Sources



### Sources of Capital Funds Expended

Directly Generated	\$0
Federal Government	\$8,400
Local Government	\$2,100
State Government	\$0
<b>Total Capital Funds Expended</b>	<b>\$10,500</b>

## 2023 Asset Management

Transit Asset Management (TAM) Tier Tier II

TAM Sponsor NTD ID

### Metrics

Mode	Average Fleet Age in Years
Demand Response	7.5