

2023 Annual Agency Profile - West Alabama Rural Public Transportation (NTD ID 44926)

Mailing Address: 500 E WASHINGTON ST
DEMOPOLIS, AL

Website: <https://www.westalpt.com/>

Service Consumed

Annual Unlinked Trips (UPT) 259,396

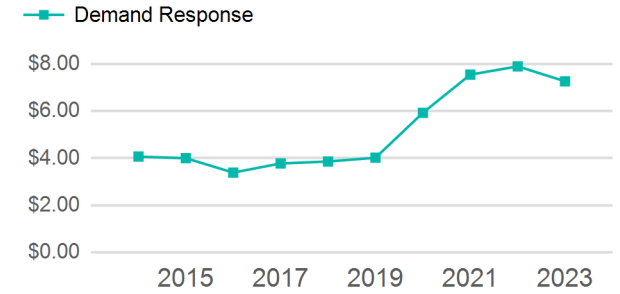
Service Supplied

Annual Vehicle Revenue Miles (VRM) 722,578

Annual Vehicle Revenue Hours (VRH) 77,750

Vehicles Operated in Maximum Service (VOMS) 32

Operating Expenses per Vehicle Revenue Mile



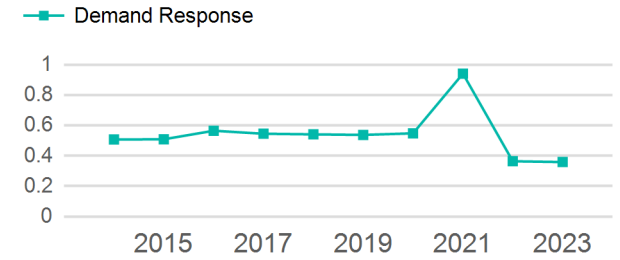
Assets

Revenue Vehicles 48
Service Vehicles 2
Facilities

Modal Characteristics

Mode	Annual Unlinked Passenger Trips	Directly Operated VOMS	Purchased Transportation VOMS	Annual Vehicle Revenue Miles	Annual Vehicle Revenue Hours
Demand Response	259,396	32	0	722,578	77,750
Total	259,396	32	0	722,578	77,750

Unlinked Passenger Trip per Vehicle Revenue Mile



Mode	Service Efficiency		Service Effectiveness		
	OE per VRM	OE per VRH	UPT per VRM	UPT per VRH	OE per UPT
Demand Response	\$2.61	\$24.22	0.4	3.3	\$7.26
Total	\$2.61	\$24.22	0.4	3.3	\$7.26

2023 Annual Agency Profile - West Alabama Rural Public Transportation (NTD ID 44926)

2023 Funding Breakdown

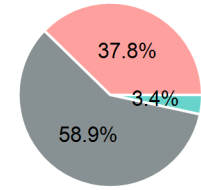
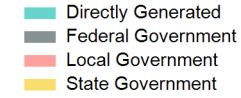
Summary of Operating Expenses (OE)

Mode	Operating Expenses	Fare Revenues
Demand Response	\$1,883,439	\$0
Total	\$1,883,439	\$0

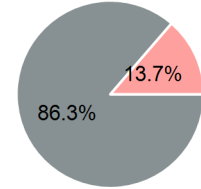
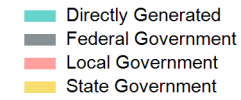
Sources of Operating Funds Expended

Directly Generated	\$63,795
Federal Government	\$1,108,528
Local Government	\$711,116
State Government	\$0
Total Operating Funds Expended	\$1,883,439

Operating Funding Sources



Capital Funding Sources



Sources of Capital Funds Expended

Directly Generated	\$0
Federal Government	\$334,129
Local Government	\$52,821
State Government	\$0
Total Capital Funds Expended	\$386,950

2023 Asset Management

Transit Asset Management (TAM) Tier	Tier II	TAM Sponsor NTD ID	4R01
--------------------------------------------	---------	---------------------------	------

Metrics

Mode	Average Fleet Age in Years
Demand Response	13.9