

2023 Annual Agency Profile - Central Florida Regional Planning Council (NTD ID 44938)

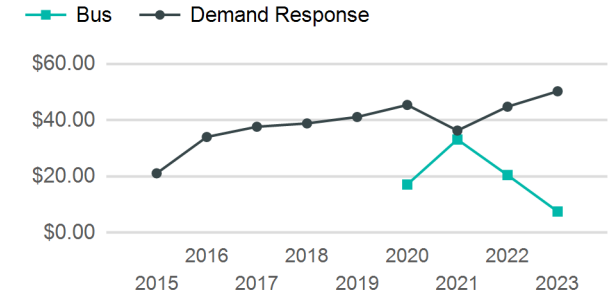
Mailing Address: 555 E CHURCH ST
Bartow, FL

Website: www.cfrpc.org

Service Consumed

Annual Unlinked Trips (UPT) 83,661

Operating Expenses per Vehicle Revenue Mile



Assets

Revenue Vehicles 46
Service Vehicles
Facilities

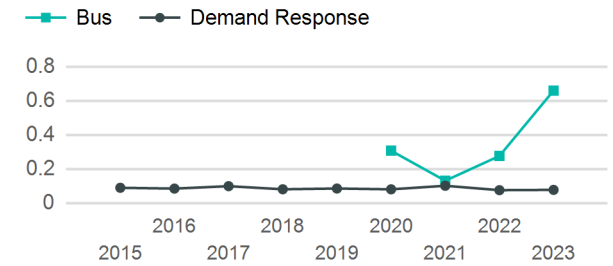
Service Supplied

Annual Vehicle Revenue Miles (VRM) 746,233
Annual Vehicle Revenue Hours (VRH) 48,417
Vehicles Operated in Maximum Service (VOMS) 44

Modal Characteristics

Mode	Annual Unlinked Passenger Trips	Directly Operated VOMS	Purchased Transportation VOMS	Annual Vehicle Revenue Miles	Annual Vehicle Revenue Hours
Demand Response	54,315	42	0	701,756	44,721
Bus	29,346	2	0	44,477	3,696
Total	83,661	44	0	746,233	48,417

Unlinked Passenger Trip per Vehicle Revenue Mile



Metrics

Service Efficiency

Service Effectiveness

Mode	OE per VRM	OE per VRH	UPT per VRM	UPT per VRH	OE per UPT
Demand Response	\$3.89	\$61.05	0.1	1.2	\$50.27
Bus	\$4.98	\$59.91	0.7	7.9	\$7.54
Total	\$3.96	\$60.96	0.1	1.7	\$35.28

2023 Annual Agency Profile - Central Florida Regional Planning Council (NTD ID 44938)

2023 Funding Breakdown

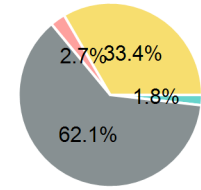
Summary of Operating Expenses (OE)

Mode	Operating Expenses	Fare Revenues
Demand Response	\$2,730,275	\$0
Bus	\$221,409	\$0
Total	\$2,951,684	\$0

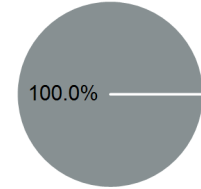
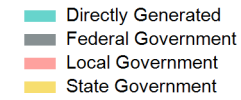
Sources of Operating Funds Expended

Directly Generated	\$53,208
Federal Government	\$1,833,863
Local Government	\$78,568
State Government	\$986,045
Total Operating Funds Expended	\$2,951,684

Operating Funding Sources



Capital Funding Sources



Sources of Capital Funds Expended

Directly Generated	\$0
Federal Government	\$435,965
Local Government	\$0
State Government	\$0
Total Capital Funds Expended	\$435,965

2023 Asset Management

Transit Asset Management (TAM) Tier	Tier II	TAM Sponsor NTD ID	4R02
--	---------	---------------------------	------

Metrics

Mode	Average Fleet Age in Years
Demand Response	5.8
Bus	4.0