

2023 Annual Agency Profile - Carroll County Wellness Transit (NTD ID 44939)

Mailing Address: 309 11TH ST # 1007
CARROLLTON, KY

Website: <https://www.ccmhosp.com/carroll-county-wellness-transit/>

Service Consumed

Annual Unlinked Trips (UPT) 4,094

Service Supplied

Annual Vehicle Revenue Miles (VRM) 65,969

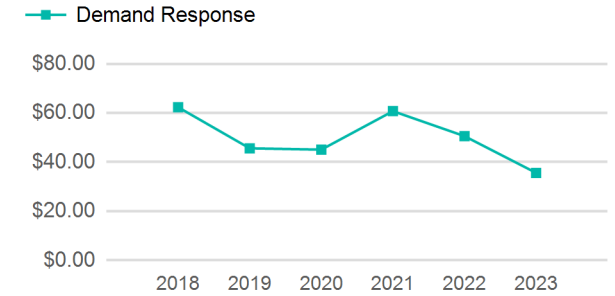
Annual Vehicle Revenue Hours (VRH) 2,909

Vehicles Operated in Maximum Service (VOMS) 3

Assets

Revenue Vehicles 6
Service Vehicles
Facilities

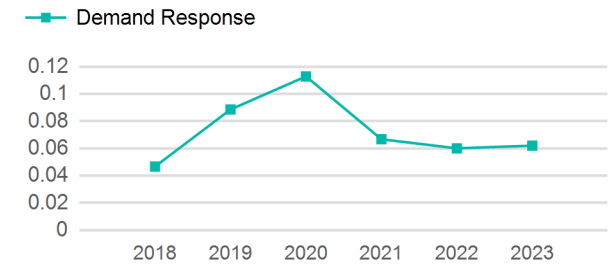
Operating Expenses per Vehicle Revenue Mile



Modal Characteristics

Mode	Annual Unlinked Passenger Trips	Directly Operated VOMS	Purchased Transportation VOMS	Annual Vehicle Revenue Miles	Annual Vehicle Revenue Hours
Demand Response	4,094	3	0	65,969	2,909
Total	4,094	3	0	65,969	2,909

Unlinked Passenger Trip per Vehicle Revenue Mile



Metrics

Mode	Service Efficiency		Service Effectiveness		
	OE per VRM	OE per VRH	UPT per VRM	UPT per VRH	OE per UPT
Demand Response	\$2.21	\$50.12	0.1	1.4	\$35.61
Total	\$2.21	\$50.12	0.1	1.4	\$35.61

2023 Annual Agency Profile - Carroll County Wellness Transit (NTD ID 44939)

2023 Funding Breakdown

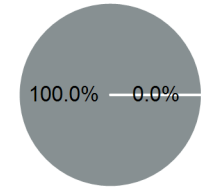
Summary of Operating Expenses (OE)

Mode	Operating Expenses	Fare Revenues
Demand Response	\$145,792	\$0
Total	\$145,792	\$0

Sources of Operating Funds Expended

Directly Generated	\$0
Federal Government	\$145,785
Local Government	\$7
State Government	\$0
Total Operating Funds Expended	\$145,792

Operating Funding Sources



Capital Funding Sources



Sources of Capital Funds Expended

Directly Generated	\$0
Federal Government	\$111,132
Local Government	\$0
State Government	\$0
Total Capital Funds Expended	\$111,132

2023 Asset Management

Transit Asset Management (TAM) Tier	Tier II	TAM Sponsor NTD ID	4R04
--	---------	---------------------------	------

Metrics

Mode	Average Fleet Age in Years
Demand Response	7.5