

2023 Annual Agency Profile - Municipality of Jayuya (NTD ID 44941)

Mailing Address: 532 CALLE GUILLERMO ESTEVE
JAYUYA, PR

Website: <https://act.dtop.pr.gov>

Service Consumed

Annual Unlinked Trips (UPT) 985

Service Supplied

Annual Vehicle Revenue Miles (VRM) 29,851

Annual Vehicle Revenue Hours (VRH) 1,091

Vehicles Operated in Maximum Service (VOMS) 7

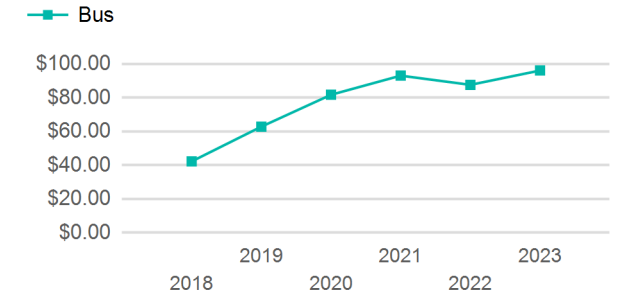
Assets

Revenue Vehicles 7

Service Vehicles

Facilities

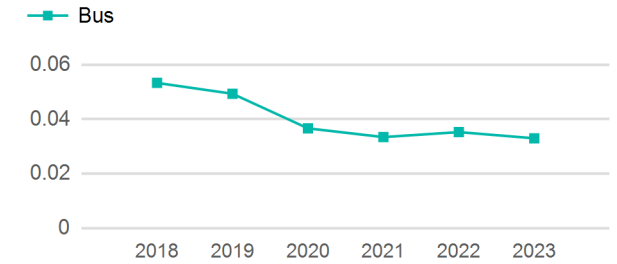
Operating Expenses per Vehicle Revenue Mile



Modal Characteristics

Mode	Annual Unlinked Passenger Trips	Directly Operated VOMS	Purchased Transportation VOMS	Annual Vehicle Revenue Miles	Annual Vehicle Revenue Hours
Bus	985	7	0	29,851	1,091
Total	985	7	0	29,851	1,091

Unlinked Passenger Trip per Vehicle Revenue Mile



Metrics

Service Efficiency

Service Effectiveness

Mode	OE per VRM	OE per VRH	UPT per VRM	UPT per VRH	OE per UPT
Bus	\$3.17	\$86.74	0.0	0.9	\$96.07
Total	\$3.17	\$86.74	0.0	0.9	\$96.07

2023 Annual Agency Profile - Municipality of Jayuya (NTD ID 44941)

2023 Funding Breakdown

Summary of Operating Expenses (OE)

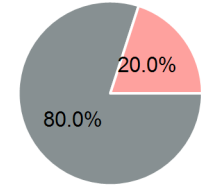
Mode	Operating Expenses	Fare Revenues
Bus	\$94,633	\$0
Total	\$94,633	\$0

Sources of Operating Funds Expended

Directly Generated	\$0
Federal Government	\$75,707
Local Government	\$18,926
State Government	\$0
Total Operating Funds Expended	\$94,633

Operating Funding Sources

- Directly Generated
- Federal Government
- Local Government
- State Government



Capital Funding Sources

- Directly Generated
- Federal Government
- Local Government
- State Government

Sources of Capital Funds Expended

Directly Generated	\$0
Federal Government	\$0
Local Government	\$0
State Government	\$0
Total Capital Funds Expended	\$0

2023 Asset Management

Transit Asset Management (TAM) Tier	Tier II	TAM Sponsor NTD ID	4R09
-------------------------------------	---------	--------------------	------

Metrics

Mode	Average Fleet Age in Years
Bus	6.0