

2023 Annual Agency Profile - City of Scottsville (NTD ID 44944)

Mailing Address: 201 W MAIN ST STE 8
SCOTTSVILLE, KY

Website: <https://www.cityofscottsville.org/departments/city-transit>

Service Consumed

Annual Unlinked Trips (UPT) 6,178

Service Supplied

Annual Vehicle Revenue Miles (VRM) 29,837

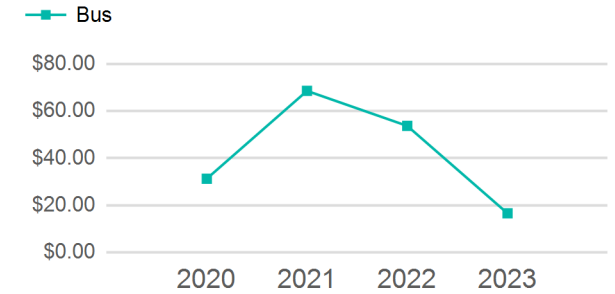
Annual Vehicle Revenue Hours (VRH) 2,326

Vehicles Operated in Maximum Service (VOMS) 2

Assets

Revenue Vehicles 2
Service Vehicles
Facilities

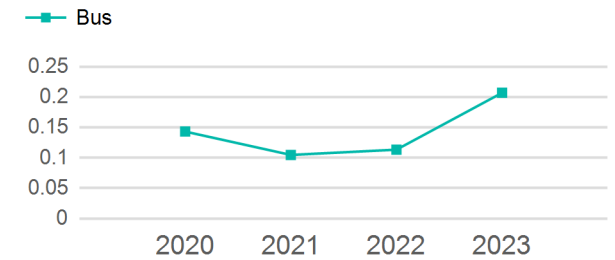
Operating Expenses per Vehicle Revenue Mile



Modal Characteristics

Mode	Annual Unlinked Passenger Trips	Directly Operated VOMS	Purchased Transportation VOMS	Annual Vehicle Revenue Miles	Annual Vehicle Revenue Hours
Bus	6,178	2	0	29,837	2,326
Total	6,178	2	0	29,837	2,326

Unlinked Passenger Trip per Vehicle Revenue Mile



Metrics

Service Efficiency

Service Effectiveness

Mode	OE per VRM	OE per VRH	UPT per VRM	UPT per VRH	OE per UPT
Bus	\$3.44	\$44.09	0.2	2.7	\$16.60
Total	\$3.44	\$44.09	0.2	2.7	\$16.60

2023 Annual Agency Profile - City of Scottsville (NTD ID 44944)

2023 Funding Breakdown

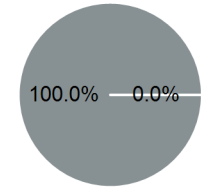
Summary of Operating Expenses (OE)

Mode	Operating Expenses	Fare Revenues
Bus	\$102,546	\$0
Total	\$102,546	\$0

Sources of Operating Funds Expended

Directly Generated	\$0
Federal Government	\$102,541
Local Government	\$5
State Government	\$0
Total Operating Funds Expended	\$102,546

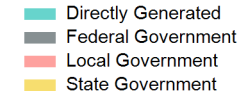
Operating Funding Sources



Capital Funding Sources

Sources of Capital Funds Expended

Directly Generated	\$0
Federal Government	\$0
Local Government	\$0
State Government	\$0
Total Capital Funds Expended	\$0



2023 Asset Management

Transit Asset Management (TAM) Tier	Tier II	TAM Sponsor NTD ID	4R04
-------------------------------------	---------	--------------------	------

Metrics

Mode	Average Fleet Age in Years
Bus	2.5