

2023 Annual Agency Profile - County of Hyde (NTD ID 44947)

Mailing Address: 30 OYSTER CREEK ROAD
SWANQUARTER, NC

Website: <https://www.hydecountync.gov/>

Service Consumed

Annual Unlinked Trips (UPT) 37,436

Service Supplied

Annual Vehicle Revenue Miles (VRM) 16,125

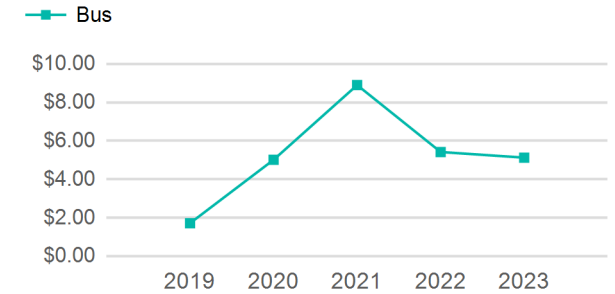
Annual Vehicle Revenue Hours (VRH) 2,451

Vehicles Operated in Maximum Service (VOMS) 2

Assets

Revenue Vehicles 4
Service Vehicles
Facilities

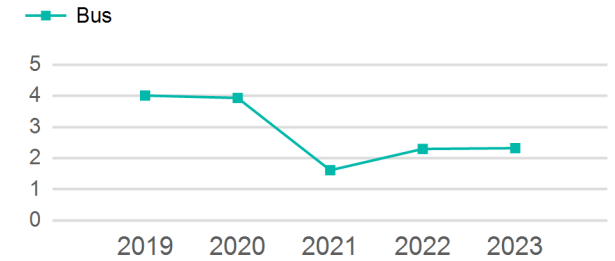
Operating Expenses per Vehicle Revenue Mile



Modal Characteristics

Mode	Annual Unlinked Passenger Trips	Directly Operated VOMS	Purchased Transportation VOMS	Annual Vehicle Revenue Miles	Annual Vehicle Revenue Hours
Bus	37,436	0	2	16,125	2,451
Total	37,436	0	2	16,125	2,451

Unlinked Passenger Trip per Vehicle Revenue Mile



Metrics

Service Efficiency

Service Effectiveness

Mode	OE per VRM	OE per VRH	UPT per VRM	UPT per VRH	OE per UPT
Bus	\$11.91	\$78.36	2.3	15.3	\$5.13
Total	\$11.91	\$78.36	2.3	15.3	\$5.13

2023 Annual Agency Profile - County of Hyde (NTD ID 44947)

2023 Funding Breakdown

Summary of Operating Expenses (OE)

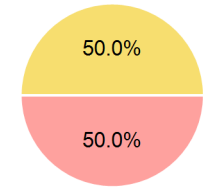
Mode	Operating Expenses	Fare Revenues
Bus	\$192,054	\$0
Total	\$192,054	\$0

Sources of Operating Funds Expended

Directly Generated	\$0
Federal Government	\$0
Local Government	\$96,027
State Government	\$96,027
Total Operating Funds Expended	\$192,054

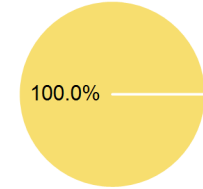
Operating Funding Sources

- Directly Generated
- Federal Government
- Local Government
- State Government



Capital Funding Sources

- Directly Generated
- Federal Government
- Local Government
- State Government



Sources of Capital Funds Expended

Directly Generated	\$0
Federal Government	\$0
Local Government	\$0
State Government	\$11,311
Total Capital Funds Expended	\$11,311

2023 Asset Management

Transit Asset Management (TAM) Tier	Tier II	TAM Sponsor NTD ID	4R06
--------------------------------------------	---------	---------------------------	------

Metrics

Mode	Average Fleet Age in Years
Bus	5.0