

2023 Annual Agency Profile - Macon County Commission (NTD ID 44949)

Mailing Address: 101 E ROSA PARKS AVE
TUSKEGEE, AL

Website: <https://www.maconalabama.com/services/transportation.php>

Service Consumed

Annual Unlinked Trips (UPT) 8,087

Service Supplied

Annual Vehicle Revenue Miles (VRM) 98,028

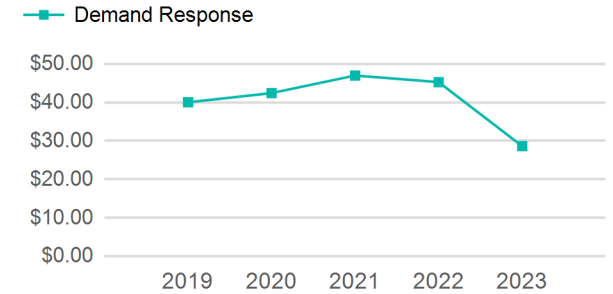
Annual Vehicle Revenue Hours (VRH) 6,051

Vehicles Operated in Maximum Service (VOMS) 6

Assets

Revenue Vehicles 6
Service Vehicles
Facilities

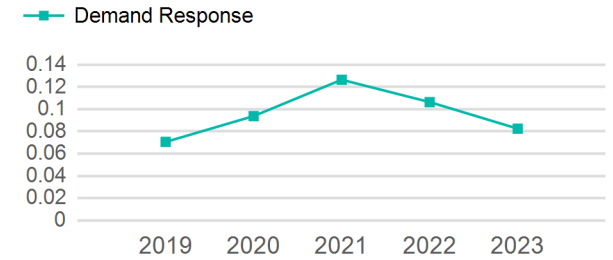
Operating Expenses per Vehicle Revenue Mile



Modal Characteristics

Mode	Annual Unlinked Passenger Trips	Directly Operated VOMS	Purchased Transportation VOMS	Annual Vehicle Revenue Miles	Annual Vehicle Revenue Hours
Demand Response	8,087	6	0	98,028	6,051
Total	8,087	6	0	98,028	6,051

Unlinked Passenger Trip per Vehicle Revenue Mile



Mode	Service Efficiency		Service Effectiveness		
	OE per VRM	OE per VRH	UPT per VRM	UPT per VRH	OE per UPT
Demand Response	\$2.36	\$38.27	0.1	1.3	\$28.63
Total	\$2.36	\$38.27	0.1	1.3	\$28.63

2023 Annual Agency Profile - Macon County Commission (NTD ID 44949)

2023 Funding Breakdown

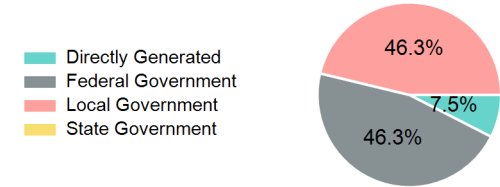
Summary of Operating Expenses (OE)

Mode	Operating Expenses	Fare Revenues
Demand Response	\$231,564	\$0
Total	\$231,564	\$0

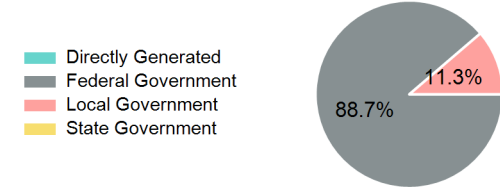
Sources of Operating Funds Expended

Directly Generated	\$17,350
Federal Government	\$107,107
Local Government	\$107,107
State Government	\$0
Total Operating Funds Expended	\$231,564

Operating Funding Sources



Capital Funding Sources



Sources of Capital Funds Expended

Directly Generated	\$0
Federal Government	\$174,239
Local Government	\$22,132
State Government	\$0
Total Capital Funds Expended	\$196,371

2023 Asset Management

Transit Asset Management (TAM) Tier	Tier II	TAM Sponsor NTD ID	4R01
--------------------------------------------	---------	---------------------------	------

Metrics

Mode	Average Fleet Age in Years
Demand Response	3.5