

2023 Annual Agency Profile - Municipality of Patillas (NTD ID 44976)

Mailing Address: Muñoz Rivera St #17
Patillas, PR

Website: <https://act.dtop.pr.gov/>

Service Consumed

Annual Unlinked Trips (UPT) 1,180

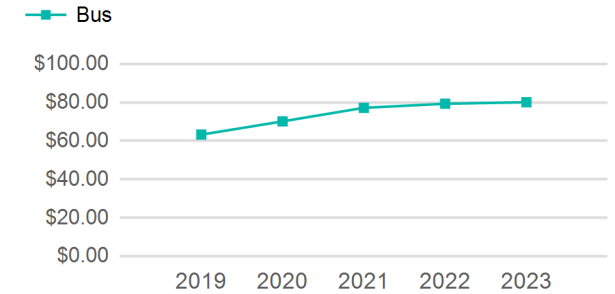
Assets

Revenue Vehicles 8
Service Vehicles
Facilities 1

Service Supplied

Annual Vehicle Revenue Miles (VRM) 23,995
Annual Vehicle Revenue Hours (VRH) 1,078
Vehicles Operated in Maximum Service (VOMS) 8

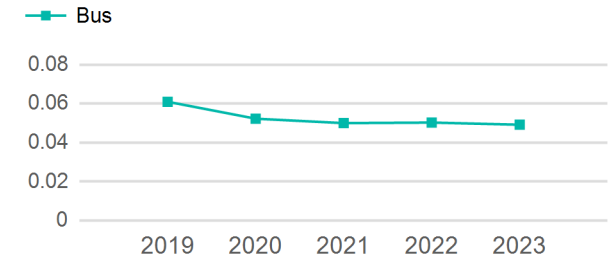
Operating Expenses per Vehicle Revenue Mile



Modal Characteristics

Mode	Annual Unlinked Passenger Trips	Directly Operated VOMS	Purchased Transportation VOMS	Annual Vehicle Revenue Miles	Annual Vehicle Revenue Hours
Bus	1,180	8	0	23,995	1,078
Total	1,180	8	0	23,995	1,078

Unlinked Passenger Trip per Vehicle Revenue Mile



Metrics

Service Efficiency

Service Effectiveness

Mode	OE per VRM	OE per VRH	UPT per VRM	UPT per VRH	OE per UPT
Bus	\$3.94	\$87.68	0.0	1.1	\$80.10
Total	\$3.94	\$87.68	0.0	1.1	\$80.10

2023 Annual Agency Profile - Municipality of Patillas (NTD ID 44976)

2023 Funding Breakdown

Summary of Operating Expenses (OE)

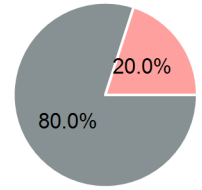
Mode	Operating Expenses	Fare Revenues
Bus	\$94,519	\$0
Total	\$94,519	\$0

Sources of Operating Funds Expended

Directly Generated	\$0
Federal Government	\$75,616
Local Government	\$18,903
State Government	\$0
Total Operating Funds Expended	\$94,519

Operating Funding Sources

- Directly Generated
- Federal Government
- Local Government
- State Government



Capital Funding Sources

- Directly Generated
- Federal Government
- Local Government
- State Government

Sources of Capital Funds Expended

Directly Generated	\$0
Federal Government	\$0
Local Government	\$0
State Government	\$0
Total Capital Funds Expended	\$0

2023 Asset Management

Transit Asset Management (TAM) Tier	Tier II	TAM Sponsor NTD ID	4R09
--	---------	---------------------------	------

Metrics

Mode	Average Fleet Age in Years
Bus	6.0