

# 2023 Annual Agency Profile - McDowell Transit (NTD ID 44977)

**Mailing Address:** 60 E COURT ST  
MARION, NC

**Website:** <http://mcdowelltransit.org/>

## Service Consumed

**Annual Unlinked Trips (UPT)** 29,328

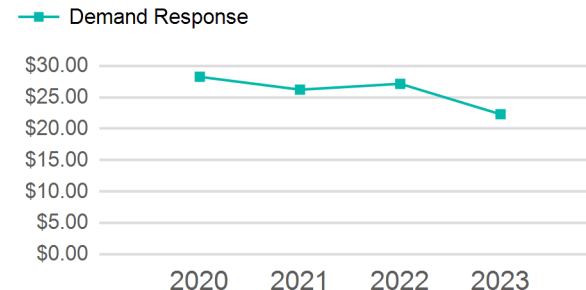
## Assets

**Revenue Vehicles** 14  
**Service Vehicles**  
**Facilities**

## Service Supplied

**Annual Vehicle Revenue Miles (VRM)** 233,169  
**Annual Vehicle Revenue Hours (VRH)** 15,041  
**Vehicles Operated in Maximum Service (VOMS)** 7

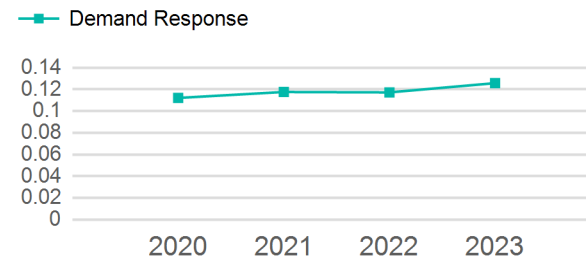
## Operating Expenses per Vehicle Revenue Mile



## Modal Characteristics

Mode	Annual Unlinked Passenger Trips	Directly Operated VOMS	Purchased Transportation VOMS	Annual Vehicle Revenue Miles	Annual Vehicle Revenue Hours
Demand Response	29,328	7	0	233,169	15,041
<b>Total</b>	<b>29,328</b>	<b>7</b>	<b>0</b>	<b>233,169</b>	<b>15,041</b>

## Unlinked Passenger Trip per Vehicle Revenue Mile



## Metrics

Mode	Service Efficiency		Service Effectiveness		
	OE per VRM	OE per VRH	UPT per VRM	UPT per VRH	OE per UPT
Demand Response	\$2.81	\$43.50	0.1	1.9	\$22.31
<b>Total</b>	<b>\$2.81</b>	<b>\$43.50</b>	<b>0.1</b>	<b>1.9</b>	<b>\$22.31</b>

# 2023 Annual Agency Profile - McDowell Transit (NTD ID 44977)

## 2023 Funding Breakdown

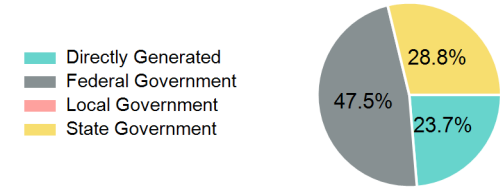
### Summary of Operating Expenses (OE)

Mode	Operating Expenses	Fare Revenues
Demand Response	\$654,213	\$0
<b>Total</b>	<b>\$654,213</b>	<b>\$0</b>

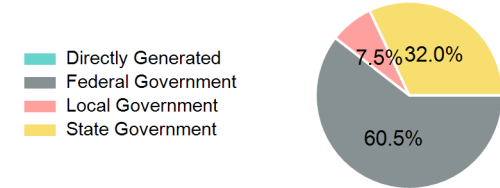
### Sources of Operating Funds Expended

Directly Generated	\$154,853
Federal Government	\$310,984
Local Government	\$0
State Government	\$188,376
<b>Total Operating Funds Expended</b>	<b>\$654,213</b>

### Operating Funding Sources



### Capital Funding Sources



### Sources of Capital Funds Expended

Directly Generated	\$0
Federal Government	\$170,166
Local Government	\$21,207
State Government	\$89,912
<b>Total Capital Funds Expended</b>	<b>\$281,285</b>

## 2023 Asset Management

<b>Transit Asset Management (TAM) Tier</b>	Tier II	<b>TAM Sponsor NTD ID</b>	4R06
--------------------------------------------	---------	---------------------------	------

### Metrics

Mode	Average Fleet Age in Years
Demand Response	5.6