

2023 Annual Agency Profile - Sunflower-Humphreys Counties Progress, Inc. (NTD ID 44978)

Mailing Address:

, MS

Website: www.shcpi.org

Service Consumed

Annual Unlinked Trips (UPT) 19,004

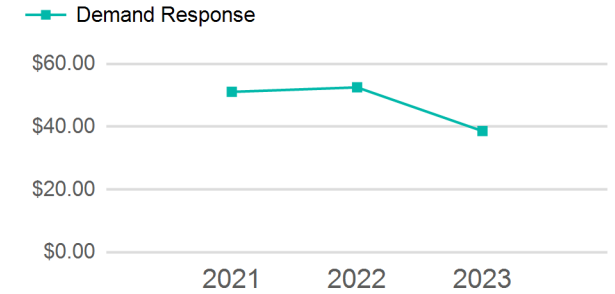
Assets

Revenue Vehicles 15
 Service Vehicles
 Facilities

Service Supplied

Annual Vehicle Revenue Miles (VRM) 503,368
 Annual Vehicle Revenue Hours (VRH) 23,898
 Vehicles Operated in Maximum Service (VOMS) 15

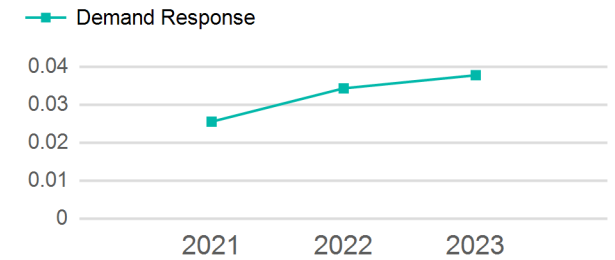
Operating Expenses per Vehicle Revenue Mile



Modal Characteristics

Mode	Annual Unlinked Passenger Trips	Directly Operated VOMS	Purchased Transportation VOMS	Annual Vehicle Revenue Miles	Annual Vehicle Revenue Hours
Demand Response	19,004	15	0	503,368	23,898
Total	19,004	15	0	503,368	23,898

Unlinked Passenger Trip per Vehicle Revenue Mile



Mode	Service Efficiency		Service Effectiveness		
	OE per VRM	OE per VRH	UPT per VRM	UPT per VRH	OE per UPT
Demand Response	\$1.46	\$30.71	0.0	0.8	\$38.62
Total	\$1.46	\$30.71	0.0	0.8	\$38.62

2023 Annual Agency Profile - Sunflower-Humphreys Counties Progress, Inc. (NTD ID 44978)

2023 Funding Breakdown

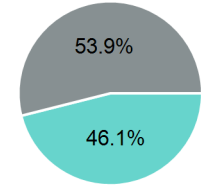
Summary of Operating Expenses (OE)

Mode	Operating Expenses	Fare Revenues
Demand Response	\$733,980	\$0
Total	\$733,980	\$0

Sources of Operating Funds Expended

Directly Generated	\$338,159
Federal Government	\$395,821
Local Government	\$0
State Government	\$0
Total Operating Funds Expended	\$733,980

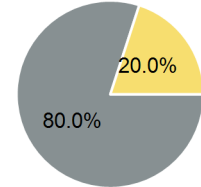
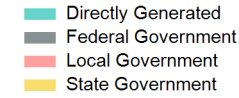
Operating Funding Sources



Sources of Capital Funds Expended

Directly Generated	\$0
Federal Government	\$206,136
Local Government	\$0
State Government	\$51,534
Total Capital Funds Expended	\$257,670

Capital Funding Sources



2023 Asset Management

Transit Asset Management (TAM) Tier	Tier II	TAM Sponsor NTD ID	4R05
--	---------	---------------------------	------

Metrics

Mode	Average Fleet Age in Years
Demand Response	4.9